
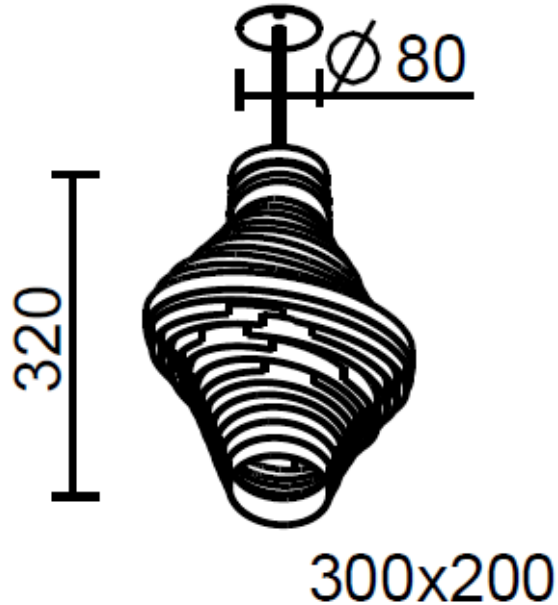

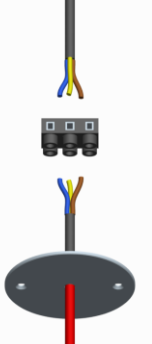
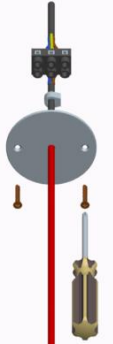





Socket for E27 bulb (not supplied by us)	Maximum wattage of the bulb W	IP20	DIFFUSE	R / V / B		
01	30	Not protected against the ingress of liquids		-	-	2700K – 3000K – 4000K

Model	Description	Dimensions 320 x 200mm
	<p>Stainless steel Led body light for ceiling hanging, suitable with E27 socket for one bulb (bulb not supplied by us). The bulb can be: LED, incandescent, energy saving (maximum 30W). Finish: brushed stainless steel. It is provided with 2,5m tripolar cable covered by colored fabric (black, red or streaked grey) for the electrical connection.</p> <p>Indoor installation on any rigid surface by rosette. Fixing with two screws, suitable to the fixing support, not supplied by us.</p> <p><i>BEING A HAND-MADE PRODUCT, IT IS PERFECTLY NORMAL THAT THE DIMENSIONS AND THE SHAPE DIFFER SIGNIFICANTLY FROM THOSE INDICATED IN THE DESCRIPTION AND VISUALISED IN THE TECHNICAL DRAWING. SAME DIFFERENCES WILL BE SPOT ALSO IN LAMPS FROM THE SAME DELIVERY</i></p>	

<p>Compliant with European standards EMC – RoHS – REACH - Ecodesign</p>	<p>CLASS I Requires earthing connection</p>	<p>OPERATING TEMPERATURE -20°C +40°C</p>	<p>Separate waste collection of electric and electronic equipment</p>	<p>Made in Italy Projected, manufactured and assembled in Italy</p>
---	--	--	---	--

Define the length of the suspension and lock it with the cable stopper located behind the rosette	Carry out the electrical connection	Ceiling fixing by two countersunk screws maximum diameter 4mm	Final result
			

WARNING AND PROVISIONS

ATTENTION!

The appliance safety is guaranteed only by respecting, both during installation and employment phase, of the following instructions. It is therefore necessary to archive the present document.

WARNINGS:

- The power supply voltage must be removed during the installation and during any operation.
- The appliance must not be modified or tampered with in any way. Every modification can compromise the safety of the appliance, making it dangerous. Hi.Project srl refuses any responsibility for modified or tampered with products. Modifications or tampering with the product, if not authorized by the company (Hi.Project s.r.l.), nullify any direct and indirect responsibility of the manufacturer as well as the warranty.
- The appliance is free from the photobiological risk. Please follow the instructions of this data sheet.
- The product is to be considered a "Containing Product" and is not subject to maintenance. The light source can only be replaced by the manufacturer. For further information please contact Hi.Project s.r.l.
- If the flexible power cable is damaged, it can be substituted only by the manufacturer. For further information please contact Hi.Project s.r.l.
- Each product, at the end of its life, must be committed to a waste storage center specialized in electrical and electronic equipment. Alternatively, it can be returned to the manufacturer.

WARRANTY CONDITIONS:

Our products are guaranteed for 24 months from the date of purchase. The warranty only covers construction defects attributable to the manufacturer. The warranty does not include all the activities necessary for the product to arrive free port at the manufacturer for repair.

The warranty is void if the malfunction is due to: improper use of the product, tampering, repairs not authorized by Hi. Project S.r.l., negligence of the installer, failure to comply with the product rating plate, damage due to natural causes such as lightning or power surges, use of power supplies or drivers not approved by Hi. Project S.r.l. and/or in any case not compliant with the technical regulations that regulate the European market, damage caused by wrong connections or connections with an IP degree lower than the purchased product, damage caused during the transport (even if the transport is organized by Hi. Project S.r.l. on behalf of the Customer), other causes that are not expressly and unequivocally referred to the defectiveness of the product itself.

PRODUCT CLEANING INSTRUCTIONS

- To clean the appliance, use exclusively a soft cloth, possibly moistened with water and neutral soap.
- Warning: do not use aggressive cleansers, alcohol or solvents.

The information contained in this document may be changed by Hi.Project s.r.l. at any time without notice and does not imply the assumption, even implicit, of any obligation on the part of Hi. Project Srl. Hi. Project Srl refuses all responsibility if the installation is not carried out by qualified personnel and in compliance with current regulations.