





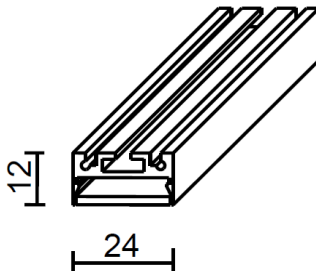


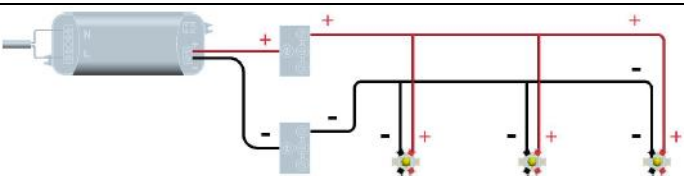





N° LED	W/mt	Lm to the light source				R / V / B		
060	15	-	24V	IP40	DIFFUSE	-	RGB	- - -
140	15	1800	24V	IP40	DIFFUSE	-	-	2700K 3000K 4000K
128	23	3200	24V	IP40	DIFFUSE	-	-	2700K 3000K 4000K

Model	Description	Dimensions 24 x 12 x L mm
	On-wall/ceiling Led bar, aluminum terminals. Finish: grey anodized aluminum, other colors on request. Screen: opal, semi-opal, transparent. It is provided with 25cm bipolar cable for the electrical connection. Maximum length 2000mm (longer lengths on request). Indoor installation on any rigid surface. Fixing with suitable "L" brackets by screws maximum diameter 3mm suitable to the support not supplied by us.	

Fixing by bracket ST.031.031 with screws maximum diameter 3mm	Fixing by bracket ST.031.014 with screws maximum diameter 3mm
 31x31x15	 31x14x15

Parallel electrical connection 24V Polarity: RED cable + BLACK cable -	ONLY FOR 24V RGB Connection to the pilot module	Connection: Connector compliant with EN 60998-2-1
	Negative = red Negative = blue Negative = green Positive = black	(FACSIMILE) 

ATTENTION: Before starting all electrical connections, make sure that the power supply is not in voltage. If this simply rule is not respected, the lighting source will be irretrievably damaged.

 Compliant with European standards (EMC, RoHS, Ecodesign and requirements specified in the Low Voltage Directive (LVD))	CLASS III Operating with SELV	POWER SUPPLY By remote power supply SELV OUTPUT 24Vdc constant voltage / Only for 24Vdc RGB version, please see the connection to the pilot module	 Separate waste collection of electric and electronic equipment	Made in Italy Projected, manufactured and assembled in Italy
---	-------------------------------------	--	--	--