
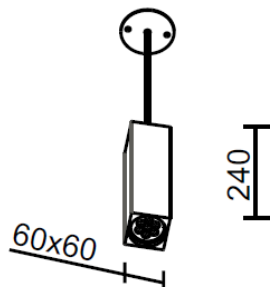
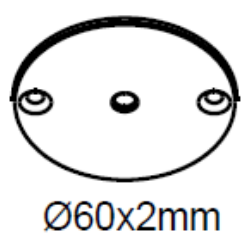
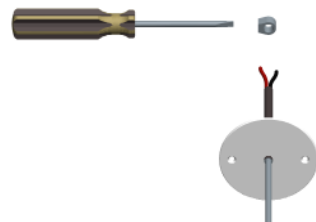
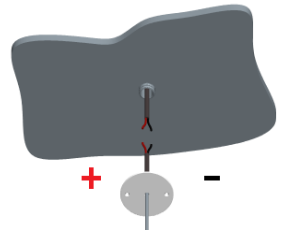
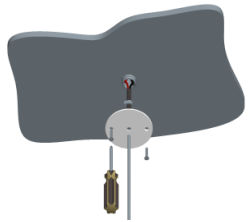
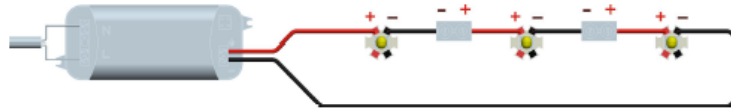



N° LED	W	Lm to the light source				R / V / B		
↑03 ↓01	3.6 6.3	330 742	350mA 350mA	IP40	DIFFUSE 20° - 35° -50°	- -	- -	2700K 3000K 4000K 2700K 3000K 4000K

Model	Description	Dimensions 60 x 60 x 240 mm	Fixing base Ø60mm
	Hanging Led light body in aluminum, double emission. Finish: white RAL 9016 varnished, other colors on request. Screen: transparent polycarbonate. It is provided with 2m carrying transparent cable for the electrical connection. Indoor installation on any rigid surface by a rosette, fixing with two countersunk screws maximum diameter 4mm suitable to the fixing support, not supplied by us.		
			
Define the length of the suspension and fix the cable stopper by screwing the screw.		Do the electrical connection	Fix the rosette by screws with maximum diameter 4mm

Series electrical connection 350mA SELV. Polarity: Red cable + Black cable -	Connection: Connector compliant with EN 60998-2-1 standards (FACSIMILE)
	

ATTENTION: Before starting all electrical connections, make sure that the power supply is not powered. If this simply rule is not respected, the lighting source will be irretrievably damaged.

 Compliant with European standards (EMC, RoHS, Ecodesign and requirements specified in the Low Voltage Directive (LVD))	CLASS III Operating with SELV	POWER SUPPLY By remote power supply SELV OUTPUT 350mA constant current	 Separate waste collection of electric and electronic equipment	Made in Italy Projected, manufactured and assembled in Italy
--	---	--	--	--