





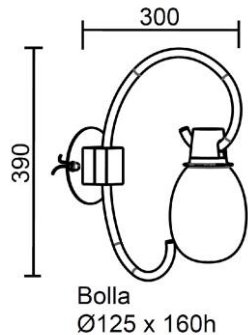
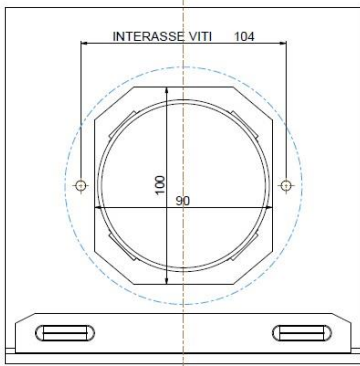

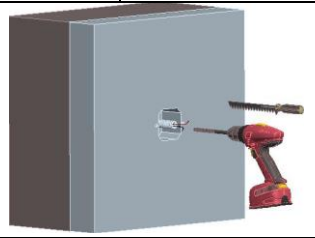
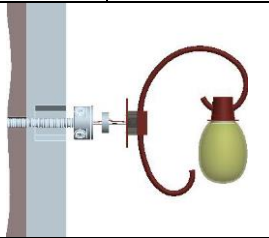
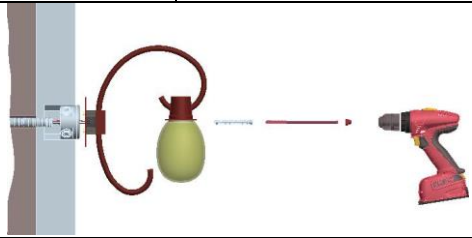
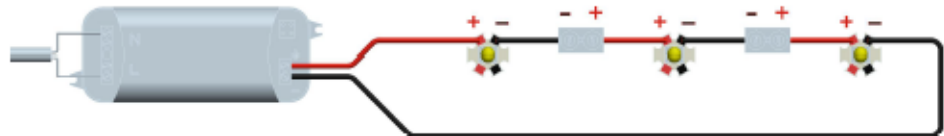



N° LED	W	Lm to the light source				R / V / B		
01	4	475	350mA	IP65	DIFFUSE	-	-	- 3000K -

Model	Description	Dimensions 300x390mm	Jig positioning for hole
	On-wall Led lamp. It is provided with 25cm bipolar cable for the electrical connection. Indoor/outdoor installation on any rigid surface. Fixing by two screws not supplied by us.		
			
Tracking of screws positioning and of box compartment for the electrical junctions	Execution of screw holes and of box compartment for the electrical junctions	Carry out watertight electrical junctions in the box	Fix the lamp

Series electrical connection 350mA SELV. Polarity: Red cable + Black cable -	IP68 connector for example Steab Paguro 5664 or similar. Connector compliant with EN 60998-2-1 standards
	 Connection to be made in a watertight place

ATTENTION: Before starting all electrical connections, make sure that the power supply is not powered. If this simply rule is not respected, the lighting source will be irremediably damaged.

 Compliant with European standards (EMC, RoHS, Ecodesign and requirements specified in the Low Voltage Directive (LVD))	CLASS III Operating with SELV	POWER SUPPLY By remote power supply SELV OUTPUT 350mA constant current	 Separate waste collection of electric and electronic equipment	Made in Italy Projected, manufactured and assembled in Italy
---	---	--	--	--