





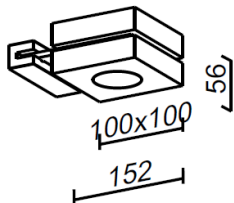
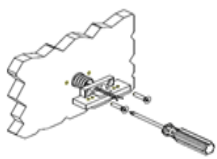
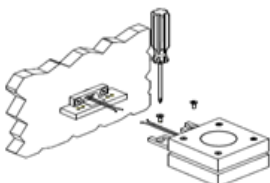
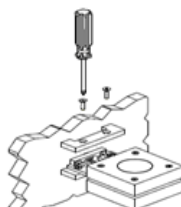
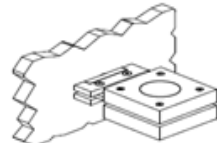





N° LED double emission	W	Lm to the light source				R / V / B		
↑03 ↓03	7.2	660	350mA	IP55	15° - 40°	-	-	2700K 3000K 4000K

Model	Description		Dimensions 100 x 152 x 56mm	
	On-wall Led light body in aluminum. Finish: grey anodized aluminum, wall attachment black color, other colors on request. Screen: opal/transparent polycarbonate. It is provided with 25cm bipolar cable for the electrical connection. Indoor/outdoor installation on any rigid plane surface. Fixing by two countersunk screws with 4mm diameter not supplied by us.			
				
With countersunk screws (diameter 4 mm), fix the support to the wall.	Carry out the electrical connection	Fix the lamp to the support	Finished work	

Series electrical connection 350mA SELV. Polarity: Red cable + Black cable -	Connection: connector compliant with EN 60998-2-1 standards
	(FACSIMILE) 

ATTENTION: Before starting all electrical connections, make sure that the power supply is not powered. If this simply rule is not respected, the lighting source will be irretrievably damaged.

	Compliant with European standards (EMC, RoHS, Ecodesign and requirements specified in the Low Voltage Directive (LVD))	CLASS III Operating with SELV	POWER SUPPLY By remote power supply SELV OUTPUT 350mA constant current	 Separate waste collection of electric and electronic equipment	Made in Italy Projected, manufactured and assembled in Italy
HI Project Srl Via Mario Luciani 4/E - 32032 Feltre (BL)		Tel. 0439 310098 info@hiproject.it		www.brillamenti.it CF - PI e n. isc. reg. imprese 00967030255	