



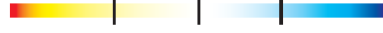
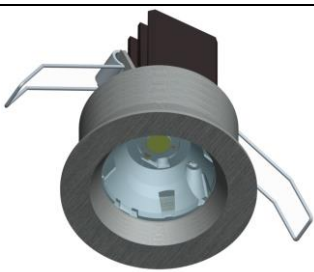
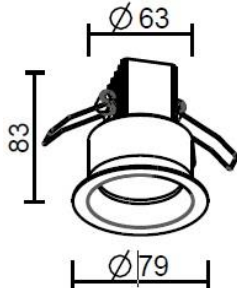

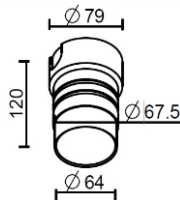
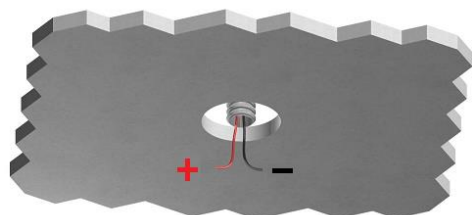
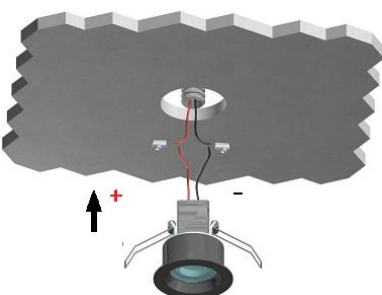







N° LED	W	Lm to the light source				R / V / B		
01	9	1100	500mA	IP40	DIFFUSE - 20°- 35°- 50°	-	-	2700K 3000K 4000K

Model	Description	Dimensions Ø 79x83mm	Hole for fixing on wood and on drywall Ø65mm	Hole for fixing on masonry with formwork Ø80mm
	Ceiling recessed Led light body in aluminum. Finish: silver grey anodized, white Ral 9016 varnished, other colors on request. Screen: transparent polycarbonate. It is provided with 25cm bipolar cable for the electrical connection. Indoor installation with Ø65mm housing hole, on masonry with suitable formwork. Useful depth 100mm. Assembly with torsion springs.			

		
Drill the hole Ø65mm	Carry out the electrical connection respecting the polarity. Insert in position	Final result

Series electrical connection 500mA SELV. POLARITY: RED cable + BLACK cable -	Connection: Connector compliant with EN 60998-2-1 standards
	(FACSIMILE) 

ATTENTION: Before starting all electrical connections, make sure that the power supply is not powered. If this simply rule is not respected, the lighting source will be irretrievably damaged.

	Compliant with European standards (EMC, RoHS, Ecodesign and requirements specified in the Low Voltage Directive (LVD))	CLASS III Operating with SELV	POWER SUPPLY By remote power supply SELV OUTPUT 500mA constant current.	 Separate waste collection of electric and electronic equipment	Made in Italy Projected, manufactured and assembled in Italy
--	--	---	---	--	--