





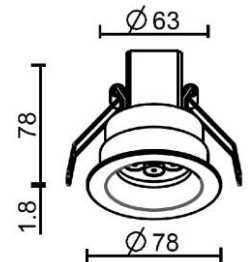

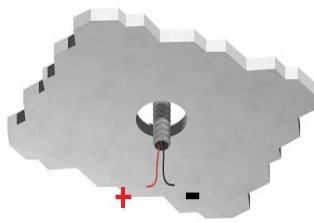
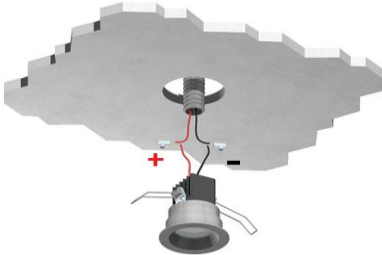

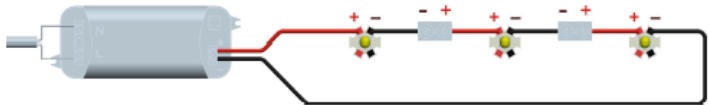





N° LED	W	Lm to the light source				R / V / B		
01	9	1060	500mA	IP40	20° - 35° - 50°	-	-	2700K 3000K 4000K

Model	Description	Dimensions Ø 78x80mm	Hole for fixing Ø65mm
	Ceiling recessed Led light body in aluminum. 13mm backward light source. Finish: silver grey anodized aluminum – other finishes on request. Screen: transparent polycarbonate. It is provided with 25cm bipolar cable for the electrical connection. Indoor installation on any rigid surface. Fixing with torsion springs on 65mm diameter compartment, 90mm depth.		 Hole Ø 65 mm

		
Drill the hole Ø65mm	Carry out the electrical connection respecting the polarity, insert in position	Final result

<p><b>Series electrical connection 350mA-500mA SELV.</b></p> <p><b>POLARITY: RED cable + BLACK cable -</b></p>	<p><b>Connection:</b></p> <p>Connector compliant with EN 60998-2-1 standards</p>
	<p>(FACSIMILE)</p> 

**ATTENTION:** Before starting all electrical connections, make sure that the power supply is not powered. If this simply rule is not respected, the lighting source will be irretrievably damaged.

	<p><b>Compliant with European standards</b> (EMC, RoHS, Ecodesign and requirements specified in the Low Voltage Directive (LVD))</p>	<p><b>CLASS III</b> Operating with SELV</p>	<p><b>POWER SUPPLY</b> By remote power supply SELV OUTPUT 350mA-500mA constant current</p>		<p>Separate waste collection of electric and electronic equipment</p>	<p><b>Made in Italy</b> Projected, manufactured and assembled in Italy</p>
--	--	---	--	---	---	--