





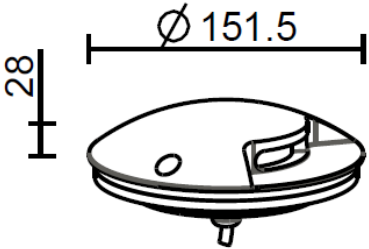
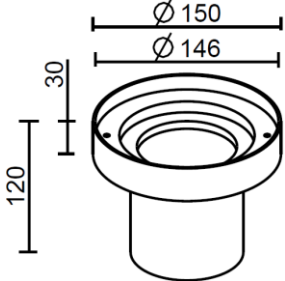
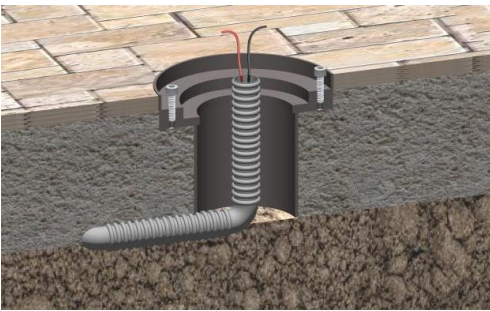



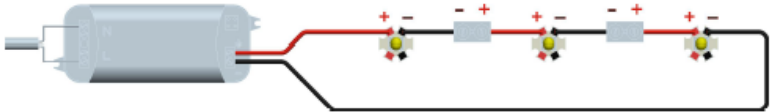



N° LED	W	Lm to the light source				R / V / B		
02	2.4	220	350mA	IP65	DIFFUSE	-	-	2700K 3000K 4000K

Model	Description	Dimensions Ø151.5 x 28 mm	Formwork for fixing Ø150x120mm
	Recessed floor Led light body in aluminum, driveway, oblique lighting, single emission. Finish: hard anodized dark grey color, screen opal polycarbonate. It is provided with 50cm neoprene bipolar cable for the electrical connection. Outdoor floor installation by specific formwork. Fixing by two screws, depth dimensions 120mm.		
			
Place the formwork flush with the floor on a draining ground. Arrange the fixing holes perpendicular to the light emission.		Carry out the IP68 watertight electrical connection respecting the cables polarity.	Final result

Series electrical connection 350mA SELV. POLARITY: RED cable + BLACK cable -	Connection: Connector compliant with EN 60998
	 IP68 connector for example Steab Paguro 5664 or similar

ATTENTION: Before starting the electrical connections, make sure that the power supply is not powered. Failure to respect this simple rule irreparably compromises the light source.

 Compliant with European standards (EMC, RoHS, Ecodesign and requirements specified in the Low Voltage Directive (LVD))	CLASS III Operating with SELV	POWER SUPPLY By remote power supply SELV OUTPUT 350mA constant current	 Separate waste collection of electric and electronic equipment	Made in Italy Projected, manufactured and assembled in Italy
---	----------------------------------	---	--	---