





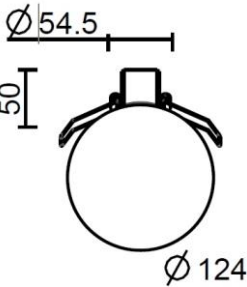

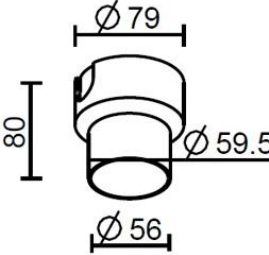
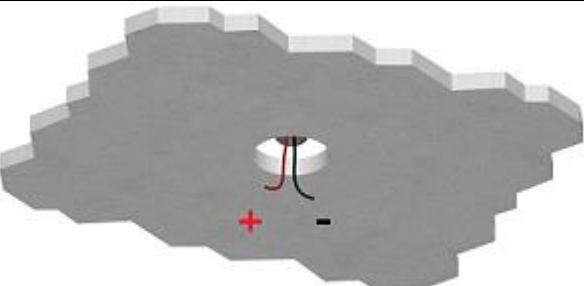
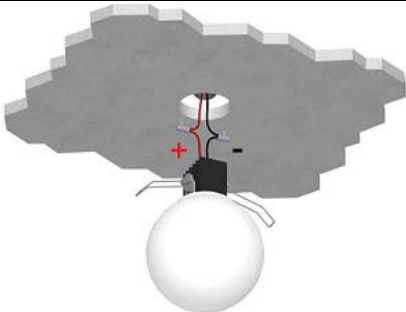

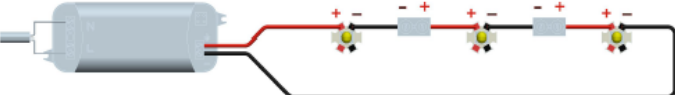





N° LED	W	Lm to the light source				R / V / B		
01	9	1060	500mA	IP40	DIFFUSE	-	-	2700K 3000K 4000K

Model	Description	Dimensions Ø124x170mm	Hole for fixing Ø56mm	Formwork on masonry
	Recessed Led light body in aluminum and blown glass. Finish: satinized milk white glass, the visible parts after the installation white Ral 9016 varnished. Diffusor: white opal blown glass. It is provided with 25cm bipolar cable for the electrical connection. Indoor recessed wall/ceiling installation on any rigid surface. Fixing with torsion springs on 55mm diameter compartment, 60mm depth.		 Hole Ø 56 mm	 Formwork CF 056 080

		
Drill the hole Ø56mm	Carry out the electrical connection and insert in position	Final result

<p>Series electrical connection 500mA SELV.</p> <p>POLARITY: RED cable + BLACK cable -</p>	<p>Connection:</p> <p>Connector compliant with EN 60998-2-1 standards</p>
	<p>(FACSIMILE)</p> 

ATTENTION: Before starting all electrical connections, make sure that the power supply is not powered. If this simply rule is not respected, the lighting source will be irretrievably damaged.

 <p>Compliant with European standards (EMC, RoHS, Ecodesign and requirements specified in the Low Voltage Directive (LVD))</p>	<p>CLASS III Operating with SELV</p>	<p>POWER SUPPLY By remote power supply SELV OUTPUT 350mA-500mA constant current</p>	 <p>Separate waste collection of electric and electronic equipment</p>	<p>Made in Italy Projected, manufactured and assembled in Italy</p>
---	---	--	---	--