





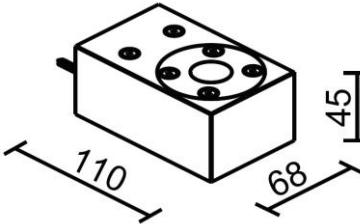
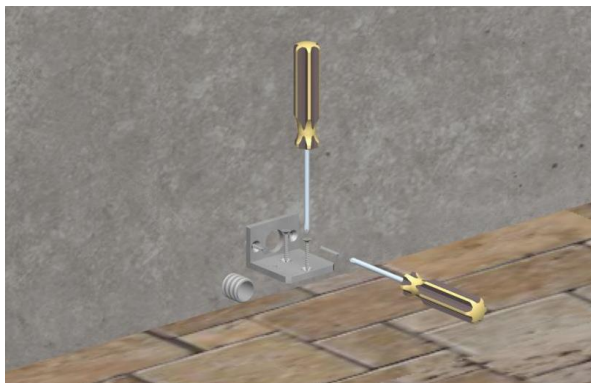


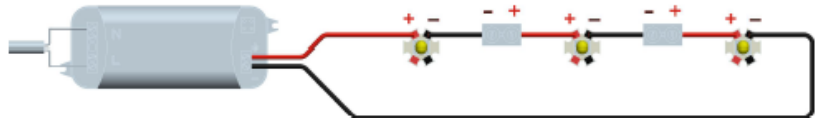






N° LED	W	Lm to the light source				R / V / B		
03	3.6	330	350mA	IP65	7° - 25° - 40°	-	-	2700K 3000K 4000K

Model	Description	Dimensions 68x110x45mm
	On-wall/ceiling/floor Led light body in aluminum. Finish: grey aluminum anodized, other colors on request. Screen: transparent thick polycarbonate. It is provided with 50cm neoprene bipolar cable for the electrical connection. Indoor/outdoor installation on drywall/wood/masonry. Fixing by two/four screws not supplied by us.	

		
Place and fix the bracket	Carry out the electrical connection and fix the Light body	Final result

Series electrical connection 350mA POLARITY : RED Cable + BLACK Cable -	IP65 Connection: Connector compliant with EN 60998-2-1 standards (FACSIMILE)	Connection: Connector compliant with EN 60998-2-1 standards (FACSIMILE)
	 IP68 connector for example Steab Paguro 5664 or similar	

ATTENTION: Before starting all electrical connections, make sure that the power supply is not powered. If this simply rule is not respected, the lighting source will be irretrievably damaged.

 Compliant with European standards (EMC, RoHS, Ecodesign and requirements specified in the Low Voltage Directive (LVD))	CLASS III Operating with SELV	POWER SUPPLY By remote power supply SELV OUTPUT 350mA constant current	 Separate waste collection of electric and electronic equipment	Made in Italy Projected, manufactured and assembled in Italy
--	---	--	--	--