





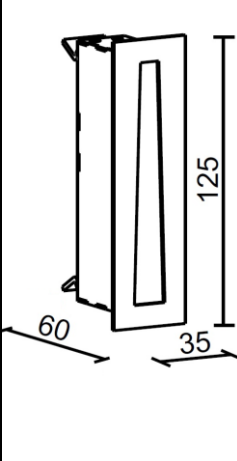
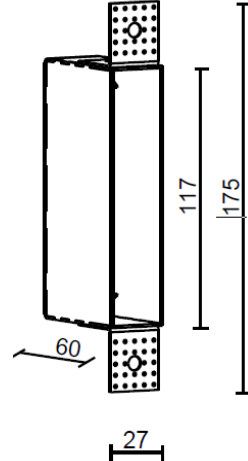



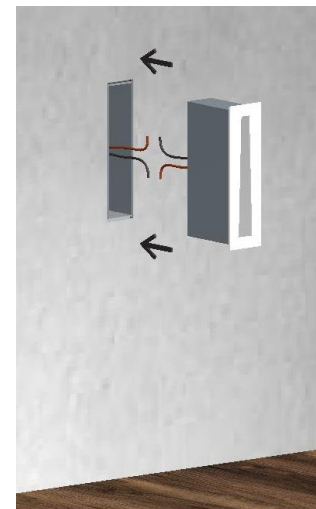
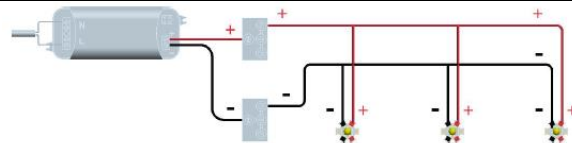


N° LED	W	Lm to the light source				R / V / B		
14	2	200	24V	IP20	DIFFUSE	-	-	2700K 3000K 4000K

**Description:** Recessed wall Led light body in steel, suitable for application as steplight. Diffuse optics inclined 10° downwards. Finish: white ral 9016 varnished, other colors on request.  
Screen: sandblast polycarbonate. It is provided with 25cm bipolar cable for the electrical connection. Indoor installation on drywall or masonry, assembly with specific formwork.

Model	Dimensions	Formwork dimensions	INSTALLATION			
	<b>125x60x35mm</b> 	<b>175x60x27mm</b> 				
			Carry out the seat of the formwork on the wall	Fixing the formwork on the wall	Wall finish	Carry out the electrical connection and insert the lighting body on the formwork

**Parallel electrical connection 24V Polarity: RED cable + BLACK cable -**



**Connection:** Connector compliant with EN 60998-2-1 standards

(FACSIMILE)



**ATTENTION:** Before starting all electrical connections, make sure that the power supply is not powered. If this simply rule is not respected, the lighting source will be irretrievably damaged.



**Compliant with European standards**  
(EMC, RoHS, Ecodesign and requirements specified in the Low Voltage Directive (LVD))

**CLASS III**  
Operating with SELV

**POWER SUPPLY**  
By remote power supply SELV OUTPUT 24V constant voltage



Separate waste collection of electric and electronic equipment

**Made in Italy**  
Projected, manufactured and assembled in Italy