
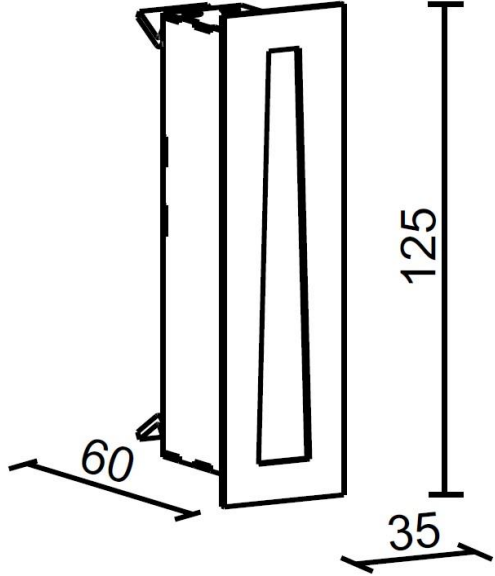
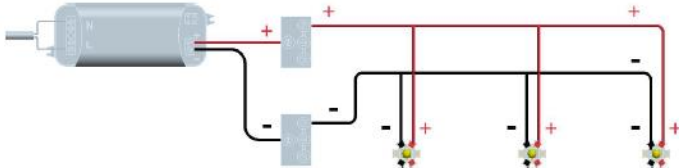





N° LED	W	Lm to the light source				R / V / B		
14	2	200	24V	IP20	DIFFUSE	-	-	2700K 3000K 4000K

Model	Description	Dimensions 125x60x35mm
	<p>Recessed wall Led light body in steel. Diffuse optics 10° low beam angle light. It is provided with 25cm bipolar cable for the electrical connection. Indoor installation on drywall, assembly with specific formwork. FINISH: WHITE RAL 9016 VARNISHED – CUSTOMIZED RAL SCREEN: OPAL POLYCARBONATE</p>	

<p>Parallel electrical connection 12V / 24V Polarity: Red cable + Black cable -</p> 	<p>Connection: connector compliant with EN 60998-2-1 standards</p> <p>(FACSIMILE)</p> 
--	--

ATTENTION: Before starting all electrical connections, make sure that the power supply is not powered. If this simply rule is not respected, the lighting source will be irretrievably damaged.

<p>Compliant with European standards (EMC, RoHS, Ecodesign and requirements specified in the Low Voltage Directive (LVD))</p>	<p>CLASSE III Operating with SELV</p>	<p>POWER SUPPLY By remote power supply SELV OUTPUT 24V constant voltage</p>	<p>Separate waste collection of electric and electronic equipment</p>	<p>Made in Italy Projected, manufactured and assembled in Italy</p>
--	--	--	---	--