








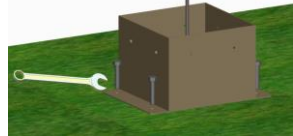

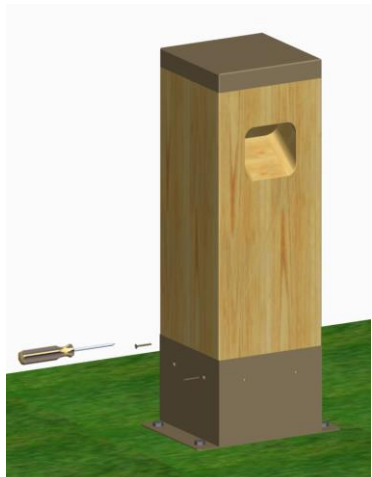
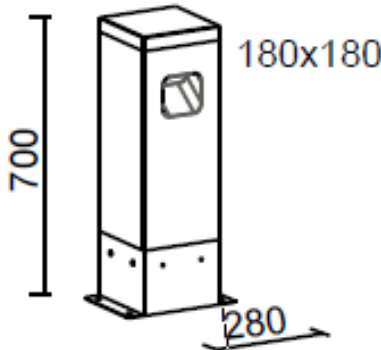
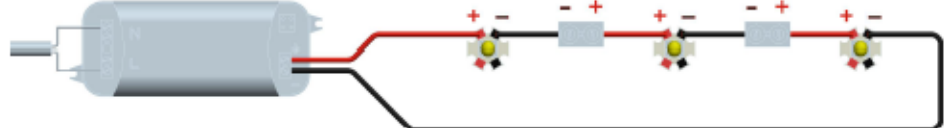





N° LED	W	Lm to the light source				R / V / B		
02	2.4	220	350mA	IP65	40°	  	-	2700K 3000K 4000K

Model	Description	Assembly			Dimensions 180 x 180 x 700mm
	Floor Led light body in stainless steel and wood, with light emission inclined 45 ° downwards. Finish: untreated larch and satinized stainless steel, other finishes on request. It is provided with 2 neoprene bipolar power cables, with length 1m, for the electrical connection. IP65 in the illuminating part. Outdoor installation on any rigid draining surface. Fixing by four screws not supplied by us.				
		Fixing to the base	Electrical connection	Led lighting body fixing	

Series electrical connection 350mA SELV. Polarity: Red cable + Black cable -	IP68 connector for example Steab Paguro 5664 or similar. Connector compliant with EN 60998-2-1 standards
	 Connection to be made in a watertight place

ATTENTION: Before starting all electrical connections, make sure that the power supply is not powered. If this simply rule is not respected, the lighting source will be irretrievably damaged.

 Compliant with European standards (EMC, RoHS, Ecodesign and requirements specified in the Low Voltage Directive (LVD))	CLASS III Operating with SELV	POWER SUPPLY By remote power supply SELV OUTPUT 350mA constant current	 Separate waste collection of electric and electronic equipment	Made in Italy Projected, manufactured and assembled in Italy
---	---	--	--	--