





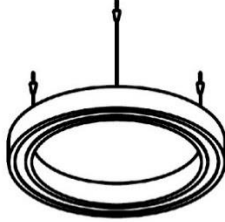
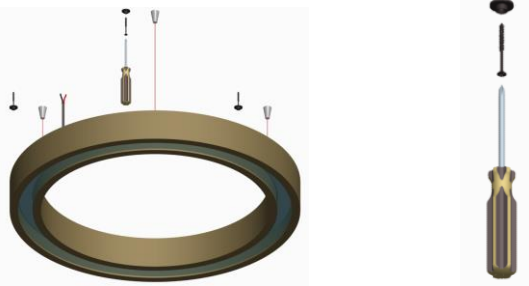
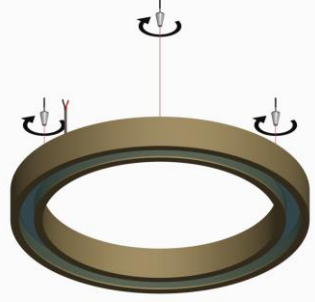
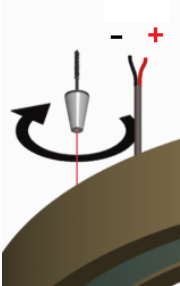
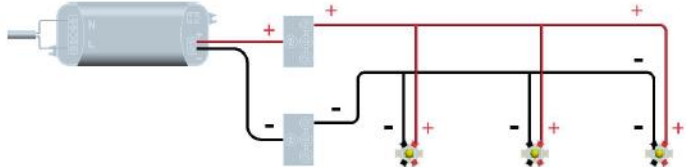





N° LED / mt	W / mt	Lm to the light source				R / V / B		
128	23	5700 ca.	24V	IP40	DIFFUSE	-	-	2700K 3000K 4000K

Model	Description	Dimensions Ø ext.700 Ø int. 550mm x80mm
	<p>Ceiling hanging Led light body, aluminum and wood frame. Finish: white ral 9016 varnished wood, other colors on request, diffuser screen: opal white methacrylate. Circle diameter 700mm. It is provided with 2m bipolar cable covered in white/ grey color streaked tissue for the electrical connection. Indoor suspension installation on any rigid surface with specific steel cables included in the supply. Assembly with rapid couplings fixed on the ceiling by screws not supplied by us.</p>	 Ø700x80mm

		
Define the position of the cables and fix the cables support to the ceiling	Rapid coupling assembly. Do the electrical connection.	

<b>Parallel electrical connection 12V / 24V. Polarity: Red cable + Black cable -</b>	<b>Connection:</b> connector compliant with EN 60998-2-1 standards
	(FACSIMILE) 

**ATTENTION:** Before starting all electrical connections, make sure that the power supply is not powered. If this simply rule is not respected, the lighting source will be irretrievably damaged.

 <b>Compliant with European standards</b> (EMC, RoHS, Ecodesign and requirements specified in the Low Voltage Directive (LVD))	<b>CLASS III</b> Operating with SELV	<b>POWER SUPPLY</b> By remote power supply SELV OUTPUT 24V constant voltage		Separate waste collection of electric and electronic equipment	<b>Made in Italy</b> Projected, manufactured and assembled in Italy
---	---	---	---	--	--