















N° LED	W	Lm to the light source				R / V / B		
↑03 ↓03	7.2	660	350mA	IP65	7° - 25° - 40°	-	-	2700K 3000K 4000K

Model	Description	Dimensions 80x80x160mm
	On-wall aluminum Led light body. Finish: black varnished, other colors on request. Diffuser screen: transparent polycarbonate. IP65 protection degree in the lighting part. It is provided with 25cm bipolar cable for the electrical connection. On-wall indoor /outdoor installation on any rigid surface. Fixing by two screws not supplied by us.	 80x80x160

			
Place the support and drill with a tip 5 mm maximum diameter	Fix the support to the wall	Carry out the electrical connection of the Led lighting body and fix it to the support	Final result

Series electrical connection 350mA SELV. POLARITY: RED cable + BLACK cable -	Connection: Connector compliant with EN 60998-2-1 standards
	(FACSIMILE) 

ATTENTION: Before starting all electrical connections, make sure that the power supply is not powered. If this simply rule is not respected, the lighting source will be irretrievably damaged.

CE Compliant with European standards (EMC, RoHS, Ecodesign and requirements specified in the Low Voltage Directive (LVD))	CLASS III Operating with SELV	POWER SUPPLY By remote power supply SELV OUTPUT 350mA constant current	 Separate waste collection of electric and electronic equipment	Made in Italy Projected, manufactured and assembled in Italy
--	---	--	--	--