






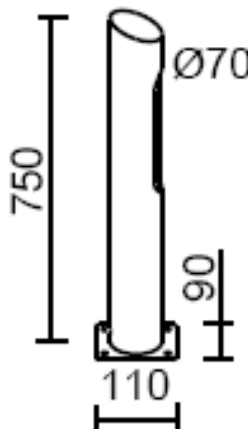




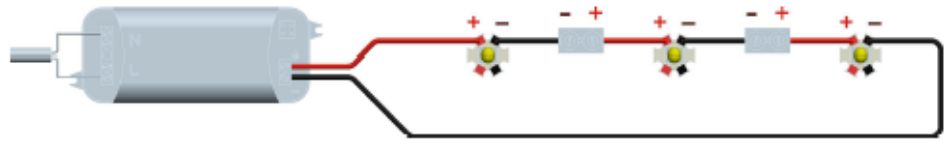





N° LED	W	Lm to the light source				R / V / B		
03	3.6	330	350mA	IP65 (in the illuminating part)	DIFFUSE		-	2700K 3000K 4000K

Model	Description	Dimensions 110x90x750mm	Installation			
	<p>Floor stainless steel Led light body with single emission. To avoid glare, the light sources are inclined 45° downwards. Finish: satinized stainless steel, varnished on request. Screen: sandblast polycarbonate. It is provided with 1m neoprene bipolar cable for the electrical connection. Outdoor installation on any rigid plane surface. Fixing by four screws suitable for the support, not supplied by us.</p>					
			Place the lighting body	Drill holes for the screws compartment	Carry out the watertight electrical connection	Final result

<p>Series electrical connection 350mA SELV. POLARITY : RED cable + BLACK cable -</p> 	<p>Connection: Connector compliant with EN 60998-2-1 standards</p> <p>(FACSIMILE)</p>  <p>IP68 connector for example Steab Paguro 5664 or similar</p>
--	---

ATTENTION: Before starting all electrical connections, make sure that the power supply is not powered. If this simply rule is not respected, the lighting source will be irretrievably damaged.

 <p>Compliant with European standards (EMC, RoHS, Ecodesign and requirements specified in the Low Voltage Directive (LVD))</p>	<p>CLASS III Operating with SELV</p>	<p>POWER SUPPLY By remote power supply SELV OUTPUT 350mA constant current</p>	 <p>Separate waste collection of electric and electronic equipment</p>	<p>Made in Italy Projected, manufactured and assembled in Italy</p>
---	---	--	---	--