





2021/22



Our **background**

“AN AMALGAMATION OF EXPERIENCE”

Hi Project S.r.l. was formed in 2002 amalgamating the founding partner's experience previously acquired in sectors connected with the applied mechanics and industrial design fields. The aim was to join forces to create a young, proactive company. Over the years it has consolidated, building the foundations necessary for its development.

The company has always been concerned about environmental issues and in 2006 it turned its attention towards the energy saving sector and channeled all its knowledge into creating LED lighting systems. LED light luminaires with an incredibly low energy consumption and constructed using fully recyclable materials.

The following year Hi Project produced and presented the very first products in the MYLED collection at the 'Costruire' building exhibition in Longarone (BL) Italy.

Working together with architects and design professionals has brought about a conceptual change, inducing the company to think about light and lighting products in a new way. The lamps created for **Walt Disney and Du Pont** are an example together with other prestigious creations.

A fundamental step in the development of the most original and innovative luminaires is symbolized by the creation of LEDERA, a pure expression of art and design (designed by Architect Cini Boeri), a work of art on the thin dividing line where art meets industrial design.

This new and evolved development process highlighted the need for Hi Project to create a **new registered brand** that represents and protects the company's ideas and products.



Photo ©Brillamenti© Officina della Luce

Brillamenti is born

“THE LIGHT WORKSHOP”

Brillamenti (solar flares) is a clear reference to the characteristic solar phenomena and to nature, beauty, freedom of thinking and the will to achieve.

A concept that oozes energy, new ideas, development and transformation.

With **Brillamenti**, **Hi Project** fully expresses the concept of a product manufactured in Italy thanks to hard working professionals and craftsmen interacting, thinking, designing and working together just like a workshop in the old days.

Our Philosophy

“GOOD LIGHT AT THE SERVICE OF MAN”

There are two types of light: light that illuminates and glare that blinds.

A person's mental and physical well-being is an intrinsic part of **Brillamenti's** philosophy and can be conceptualized as “good light at the service of man” by understanding the new needs that must be taken into account concerning the relationship between man and his living space.

The **Brillamenti** brand sees light as signifying: Not just light for the sake of it but light that makes you feel good, that emphasizes shape and that interacts with darkness to create an atmosphere that produces sensations, bringing out emotions. Light that is good for the environment because it is made from materials that can be recycled indefinitely. Light that doesn't waste energy. Light as in the result of ideas and professionalism that give substance to a concept and make it usable.





“Brillamenti continuously strives to make light a means that is a source of splendour, recreating a dynamic ambience which is really sunlight reflections on things.”

index

ANGOLO	14
BARRA	16
BUMBLEBEE	30
CASTELLO	32
CEPPO	34
CILINDRETTO	36
CILINDRETTO SLIM	38
CILINDRETTO MINI	40
CILINDRETTO A LUCE DIFFUSA E DIRETTA	42
CONTRADA	44
CUBETTO	46
CUBICA	50
DUOMO	52
ELLE	58
ESSE	60
FLY	62
GHIACCIOLO	64
GINESTRE	66
ISOS	68
KAKTUS	70
KATHÈ	72
KLAS	74
LAMPADA TUBO	76
LANTERNA DRAGO	78
LANTERNINA	80
LOOP	82
LOTO	84
LUBOX	88
LUCCIOLA	90
MITE	92
MITHRA	94
MODULO	96

MUSEUM	98
PEUGEOT	102
PICUS	104
PIPA	106
POLE	108
PORTO ROTONDO	110
REANUZZA	112
REGOLO	114
SLOT	116
SMILE	118
SPOT	120
THUN	132
TOXON	134
TROLLEY	136
TULIP	138
TURN	142
UFO	144
VETTE	146
ZBOWL	148
ZCANDLE	152
ZPRO	154
ZSPY	156
ZWORD	158
ACCESSORIES	160
USEFUL INFORMATION	167
CUSTOM-TAILORED	171
ONGOING EVOLUTION	173
DESIGNERS	205
PHOTOS	207

legend

Product name						PRODUCT CODE		
N° LED	W	Lm ca		IP		R / V / B		
①	②	③	④	⑤	⑥	⑦	⑧	⑨




① LED NUMBER

② ELECTRIC POWER

③ LUMEN (Lm) REFER TO THE LIGHT SOURCE

④ POWER SUPPLY

⑤ PROTECTION DEGREE:

	IP20: protected against solids Ø > 12mm, not protected against liquids
	IP40: protected against solids Ø > 1mm, not protected against liquids
<hr/>	
	IP54: protected against dust and water jets
<hr/>	
	IP65: totally protected against dust and water jets

⑥ OPTICS

⑦ MONOCHROMATIC LED:

- Red 
- Green 
- Blue 

⑧ LED COLOR CHANGING **RGB** SCALE

⑨ WHITE COLOR TEMPERATURE:

- 2700**K** = warm white
- 3000**K** = warm white
- 4000**K** = neutral white
- * 6000**K** = cold white (on request)

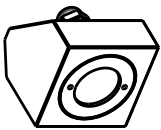
The LED light sources of Brillamenti® products have a minimum color rendering index CRI80.
The Lumens indicated in the technical description refer to the light source.

angolo








Angolo

AN.NN.000.OTA.FI



50x50x50

N° LED	W	Lm ca				R / V / B	
01	1,2	110	350mA	IP65	7° - 25° - 40°		- 2700K 3000K 4000K

Free-standing aluminum Led lighting body. Beam angle inclined 45 ° with respect to the fixing surface.
It is provided with 25cm bipolar cable for the electrical connection.
Installation on any rigid surface, fixing by M6 screw not supplied by us.
FINISH: BLACK ANODIZED ALUMINUM – OTHER COLORS ON REQUEST
SCREEN: THICK TRANSPARENT POLYCARBONATE
**Accessories: see page 160*

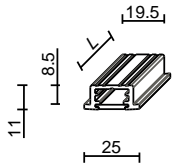


Photo © Ernesto Mereu

barra

Barra T

BT1.NNN.CO.A.TO.FS

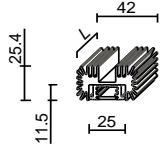


N° LED	W	Lm ca				R / V / B		
060	15	-	24V	IP40	DIFFUSE	-	RGB	- - -
140	15	1800	24V	IP40	DIFFUSE	-	-	2700K 3000K 4000K

Wall/ceiling recessed T Led Bar, plastic terminals with round or square shape.
It is provided with 25cm bipolar cable for the electrical connection.
Maximum length 2000mm (longer lengths on request).
Indoor installation on any flat and rigid surface, fixing by screws, clips or by suitable formwork.
Recessed compartment dimensions 23mm, depth 14,5mm.
FINISH: GREY ANODIZED ALUMINUM - OTHER COLORS ON REQUEST
SCREEN: OPAL / TRANSPARENT
**Accessories: see page 160*

Barra Riccio

BRC.NNN.CO.A.TO.FS

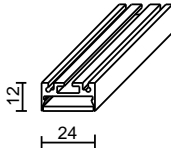


N° LED	W	Lm ca				R / V / B		
060*	15	-	24V	IP40	DIFFUSE	-	RGB	- - -
140*	15	1800	24V	IP40	DIFFUSE	-	-	2700K 3000K 4000K
128	23	3200	24V	IP40	DIFFUSE	-	-	2700K 3000K 4000K

On wall / ceiling Clam Led Bar with single or double light emission, stainless steel terminals.
It is provided with 25cm bipolar cable for the electrical connection.
Maximum length 2000mm (longer lengths on request).
Indoor installation on any rigid surface by suitable “L” brackets.
Fixing with two screws suitable to the support not supplied by us.
FINISH: BLACK / GREY ANODIZED ALUMINUM
SCREEN: OPAL / SEMI-OPAL / TRANSPARENT
** Available in double emission | Accessories: see page 160*

Barra Appoggio

BA1.NNN.CO.A.TO.FS

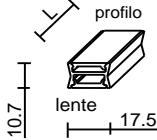


N° LED	W	Lm ca				R / V / B		
060	15	-	24V	IP40	DIFFUSE	-	RGB	- - -
140	15	1800	24V	IP40	DIFFUSE	-	-	2700K 3000K 4000K
128	23	3200	24V	IP40	DIFFUSE	-	-	2700K 3000K 4000K

On-wall / ceiling Led bar, aluminum terminals.
It is provided with 25cm bipolar cable for the electrical connection.
Maximum length 2000mm (longer lengths on request).
Indoor installation on any rigid surface.
Fixing with suitable “L” brackets by screws maximum diameter 3mm suitable to the support not supplied by us.
FINISH: GREY ANODIZED ALUMINUM - OTHER COLORS ON REQUEST
SCREEN: OPAL / SEMI-OPAL / TRANSPARENT
** Accessories: see page 160*

Barra Appoggio

BA2.NNN.CO.A.TO.FS



N° LED	W	Lm ca				R / V / B		
060	15	-	24V	IP40	DIFFUSE	-	RGB	- - -
140	15	1800	24V	IP40	DIFFUSE	-	-	2700K 3000K 4000K

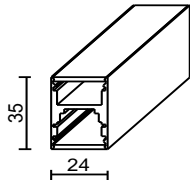
Free-standing or recessed Led bar for wall / ceiling in aluminum, plastic terminals.
It is provided with 25cm bipolar cable for the electrical connection.
Maximum length 2000mm (longer lengths on request).
Indoor installation on any rigid surface by specific snap clips.
Fixing by two screws suitable to the support not supplied by us.
FINISH: SILVER GREY ANODIZED ALUMINUM - OTHER COLORS ON REQUEST
SCREEN: OPAL / TRANSPARENT
** Accessories: see page 160*



Photo © Manrico Dell'Agnola

Barra Appoggio

BA3.NNN.CO.A.TO.FS

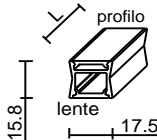


N° LED	W	Lm ca				R / V / B			
060	15	-	24V	IP40	DIFFUSE	-	RGB	-	-
140	15	1800	24V	IP40	DIFFUSE	-	-	2700K	3000K 4000K
128	23	3200	24V	IP40	DIFFUSE	-	-	2700K	3000K 4000K

On-wall / ceiling Led bar with aluminum terminals. Reducing the electric power it is available in suspended version.
It is provided with 25cm bipolar cable for the electrical connection.
Maximum length 2000mm (longer lengths on request).
Indoor installation on any rigid plane surface by suitable clip.
Clip fixing by screws suitable to the support not supplied by us.
FINISH: ANODIZED ALUMINUM SILVER GREY COLOR - OTHER COLORS ON REQUEST
SCREEN: TRANSPARENT
** Accessories: see page 160*

Barra Appoggio

BA4.NNN.CO.A.TO.FS

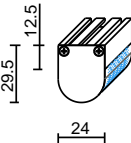
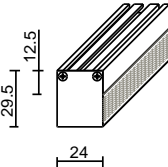


N° LED	W	Lm ca				R / V / B			
060	15	-	24V	IP40	DIFFUSE	-	RGB	-	-
140	15	1800	24V	IP40	DIFFUSE	-	-	2700K	3000K 4000K

Free-standing or recessed Led bar for wall / ceiling, plastic terminals.
It is provided with 25cm bipolar cable for the electrical connection.
Maximum length 2000mm (longer lengths on request).
Indoor installation on any rigid surface by specific clips.
FINISH: ANODIZED ALUMINUM SILVER GREY COLOR - OTHER COLORS ON REQUEST
SCREEN: OPAL / TRANSPARENT
** Accessories: see page 160*

Barra Appoggio

BA5.NNN.CO.A.TO.FS



N° LED	W	Lm ca				R / V / B			
060	15	-	24V	IP40	DIFFUSE	-	RGB	-	-
140	15	1800	24V	IP40	DIFFUSE	-	-	2700K	3000K 4000K
128	23	3200	24V	IP40	DIFFUSE	-	-	2700K	3000K 4000K

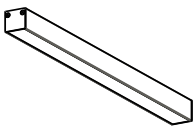
On-wall / ceiling Led bar with aluminum terminals.
It is provided with 25cm bipolar cable for the electrical connection.
Maximum length 2000mm (longer lengths on request).
Indoor installation on any rigid surface by suitable “L” brackets.
Fixing by screws, suitable to the support, with maximum diameter 3mm not supplied by us.
FINISH: ANODIZED ALUMINUM SILVER GREY COLOR - OTHER COLORS ON REQUEST
SCREEN: OPAL WITH ROUNDED OR PRISMATIC SHAPE (SEE THE DRAWINGS)
** Accessories: see page 160*



Photo © Manrico Dell'Agnola

Barra Appoggio

BA6.NNN.CO.A.TO.FS



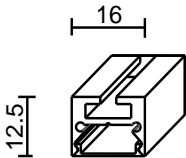
35x35xL

N° LED	W	Lm ca				R / V / B			
060	15	-	24V	IP40	DIFFUSE	-	RGB	-	-
140	15	1800	24V	IP40	DIFFUSE	-	-	2700K	3000K 4000K
128	23	3200	24V	IP40	DIFFUSE	-	-	2700K	3000K 4000K

On-wall / ceiling Led bar with aluminum terminals.
It is provided with 25cm bipolar cable for the electrical connection.
Maximum length bar 2000mm (longer lengths on request). Customized junction angles cutting.
Indoor installation on any plane and rigid surface with suitable clips or screwed directly from the support.
Fixing with screws suitable to the support not supplied by us.
FINISH: ANODIZED ALUMINUM SILVER GREY COLOR - OTHER COLORS ON REQUEST
DIFFUSOR SCREEN: OPAL / SEMI-OPAL / TRANSPARENT

Barra Appoggio

BA8.NNN.CO.A.TO.FS

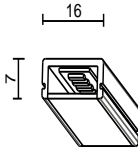


N° LED	W	Lm ca				R / V / B			
060	15	-	24V	IP40	DIFFUSE	-	RGB	-	-
140	15	1800	24V	IP40	DIFFUSE	-	-	2700K	3000K 4000K

On-wall/ceiling Led bar, aluminum terminals.
It is provided with 25cm bipolar cable for the electrical connection.
Maximum length bar 2000mm (longer lengths on request).
Indoor installation on any rigid surface with suitable “L” brackets.
Fixing by screws suitable to the support with maximum diameter 3mm not supplied by us.
FINISH: ANODIZED ALUMINUM SILVER GREY COLOR - OTHER COLORS ON REQUEST
DIFFUSOR SCREEN: OPAL / TRANSPARENT, AVAILABLE VARIOUS SHAPES
** Accessories: see page 160*

Barra Appoggio

BA9.NNN.CO.A.TO.FS



N° LED	W	Lm ca				R / V / B			
060	15	-	24V	IP40	DIFFUSE	-	RGB	-	-
140	15	1800	24V	IP40	DIFFUSE	-	-	2700K	3000K 4000K

On-wall / ceiling Led bar with aluminum terminals.
It is provided with 25cm bipolar cable for the electrical connection.
Maximum length bar 2000mm (longer lengths on request).
Indoor installation on any flat and rigid surface with suitable brackets.
Fixing by countersunk screws with maximum diameter 3 mm suitable to the support not supplied by us.
FINISH: ANODIZED ALUMINUM SILVER GREY COLOR - OTHER COLORS ON REQUEST
SCREEN: OPAL / TRANSPARENT
** Accessories: see page 160*

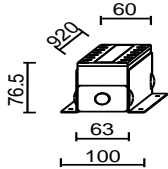


Photo © Manrico Dell'Agnola

Barra Calpestabile

BEO.NNN.CO.A.TO.FS

N° LED	W	Lm ca				R / V / B		
060	15	-	24V	IP65	DIFFUSE	-	RGB	- - -
140	15	1800	24V	IP65	DIFFUSE	-		2700K 3000K 4000K
128	23	2300	24V	IP65	DIFFUSE	-		2700K 3000K 4000K



Free-standing / recessed floor walkable Led bar in aluminum and stainless steel for indoor / outdoor.
It is provided with 1m cable for the electrical connection.
Maximum length 920mm.
Indoor / outdoor floor installation on any rigid surface.
For the recessed installation by suitable stainless steel formwork on a draining ground.
FINISH: ANODIZED ALUMINUM SILVER GREY COLOR AND COVERING IN THICK STAINLESS STEEL,
IF IT IS RECESSED: STAINLESS STEEL IN VIEW
SCREEN: OPAL








Photo © Manrico Dell'Agnola

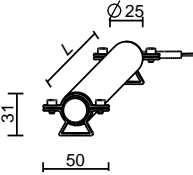


Photo ©Manrico Dell'Agnola

Barra Scudo

BSE.NNN.CO.A.TO.FS

N° LED	W	Lm ca				R / V / B		
060 140	15 15	- 1800	24V 24V	IP65 IP65	DIFFUSE DIFFUSE	- -	RGB -	- 2700K 3000K 4000K



On wall / ceiling / floor Shield Led Bar, maximum size 50mm X 31mm.
It is provided with 1m bipolar neoprene cable for the electrical connection.
Maximum length 1150mm
Indoor/outdoor installation on any rigid surface by suitable brackets.
Fixing with screws suitable to the support with 6mm diameter, not supplied by us.
FINISH: GREY ANODIZED ALUMINUM - OTHER COLORS ON REQUEST
SCREEN: TRANSPARENT



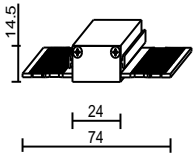
Photo ©Brillamenti© Officina della Luce



Photo © Albergo Alla Rosa - El Cianton Ristorante

Barra Filo

BF1.NNN.CO.A.TO.FS

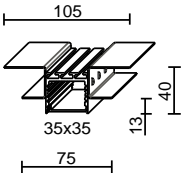


N° LED	W	Lm ca				R / V / B		
060	15	-	24V	IP40	DIFFUSE	-	RGB	- - -
140	15	1800	24V	IP40	DIFFUSE	-	-	2700K 3000K 4000K
128	23	3000	24V	IP40	DIFFUSE	-	-	2700K 3000K 4000K

Wall / ceiling flush recessed Led bar. Width of the visible part at finished work: 35mm, steel closing terminals.
It is provided with 25cm bipolar cable for the electrical connection.
Maximum length bar: 2000mm (longer lengths on request).
Customized junction angles cutting.
Indoor installation on drywall, fixing by screws not supplied by us (screws normally used for drywall).
DIFFUSOR SCREEN: OPAL

Barra Filo

BF3.NNN.CO.A.TO.FS

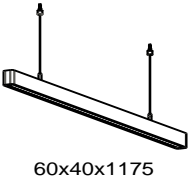


N° LED	W	Lm ca				R / V / B		
060	15	-	24V	IP40	DIFFUSE	-	RGB	- - -
140	15	1800	24V	IP40	DIFFUSE	-	-	2700K 3000K 4000K
128	23	3000	24V	IP40	DIFFUSE	-	-	2700K 3000K 4000K

Wall/ceiling flush recessed Led bar. Width of the visible part at finished work: 35mm, steel closing terminals.
It is provided with 25cm bipolar cable for the electrical connection.
Maximum length bar: 2000mm (longer lengths on request).
Customized junction angles cutting.
Indoor installation on drywall, fixing by screws not supplied by us (screws normally used for drywall).
DIFFUSOR SCREEN: OPAL



Photo © Manrico Dell'Agnola



60x40x1175

Barra Corian®

BSC.NNN.CO.A.TO.FS

N° LED	W	Lm ca				R / V / B			
060	15	-	24V	IP40	DIFFUSE	-	RGB	-	-
140	15	1800	24V	IP40	DIFFUSE	-	-	2700K	3000K 4000K
128	23	3200	24V	IP40	DIFFUSE	-	-	2700K	3000K 4000K

Suspension Led lamp in Corian® or aluminum. It is provided with 2m bipolar cable transparent or covered with fabric black, red, streaked grey and white, for the electrical connection to the power supply.
Maximum length: 1175mm.
Indoor installation on any rigid surface. The bar is suspended with two steel cables.
Fixing with screws suitable to the support with maximum diameter 4mm not supplied by us.
FINISH: WHITE COLOR
SCREEN: OPAL / TRANSPARENT
** Accessories: see page 160*

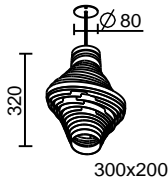
bumblebee



Photo © Manrico Dell'Agnola

Bumblebee

MT.NN.000.OTA.FI

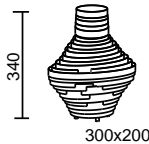


N° LED	W	Lm ca				R / V / B			
01	12	1400	220V	IP20	DIFFUSE	-	-	- 3000K -	

Stainless steel Led body light for ceiling hanging, with one LED light source, E27 base.
It is provided with 2,5m tripolar cable covered by colored fabric (black, red or streaked grey) for the electrical connection.
Indoor installation on any rigid surface by rosette.
Fixing with two screws not supplied by us.
FINISH: BRUSHED STAINLESS STEEL - VARNISHED STAINLESS STEEL ON REQUEST

Bumblebee

MT.NN.010.OTA.FI

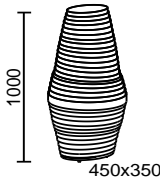


N° LED	W	Lm ca				R / V / B			
01	12	1400	220V	IP20	DIFFUSE	-	-	- 3000K -	

Stainless steel Led body light for table standing, with one led light source, E27 base.
It is provided with 1,5m cable complete with plug switch (Italian type) for the electrical connection.
Indoor installation on rigid plane stable surface.
FINISH: BRUSHED STAINLESS STEEL - VARNISHED STAINLESS STEEL ON REQUEST

Bumblebee

MT.NN.020.OTA.FI



N° LED	W	Lm ca				R / V / B			
01	12	1400	220V	IP20	DIFFUSE	-	-	- 3000K -	

Stainless steel Led body light for floor standing, with one led light source, E27 base.
It is provided with 1,5m cable complete with plug switch (Schuko type) for the electrical connection.
Turn on/off button by switch socket.
Indoor installation, free-standing lamp on rigid plane stable surface.
FINISH: BRUSHED STAINLESS STEEL - VARNISHED STAINLESS STEEL ON REQUEST

**
BEING A HAND-MADE PRODUCT, IT IS PERFECTLY NORMAL THAT THE DIMENSIONS AND THE SHAPE DIFFER SIGNIFICANTLY FROM THOSE INDICATED IN THE DESCRIPTION AND VISUALISED IN THE TECHNICAL DRAWING.
SAME DIFFERENCES WLL BE SPOT ALSO IN LAMPS FROM THE SAME DELIVERY.*

castello



Photo © Manrico Dell'Agnola

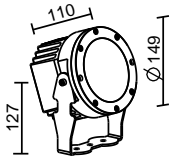


Photo ©Manrico Dell'Agnola

Castello

CS.NN.000.OTA.FI

N° LED	W	Lm ca				R / V / B		
03 36	33 36	3800 -	600mA 12V	IP65 IP65	20° - 35° - 50° DIFFUSE - 10° - 25° - 40°	- -	- RGB	2700K 3000K 4000K - - -

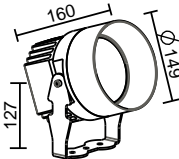


Aluminum Led floodlight, on-wall / ceiling / floor.
Metal cable gland, it is provided with 50cm neoprene cable for the electrical connection or to the pilot module for RGB version.
Indoor / outdoor installation on any rigid surface by aluminum bracket.
Fixing by one / two screws not supplied by us.
FINISH: BLACK ANODIZED ALUMINUM - OTHER COLORS ON REQUEST
SCREEN: TRANSPARENT / SANDBLASTED THICK POLYCARBONATE
*** Accessories: see page 161**

Castello

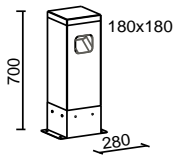
CS.NN.001.OTA.FI

N° LED	W	Lm ca				R / V / B		
03 36	33 36	3800 -	600mA 12V	IP65 IP65	20° - 35° - 50° DIFFUSE - 10° - 25° - 40°	- -	- RGB	2700K 3000K 4000K - - -



Aluminum Led floodlight, on-wall / ceiling / floor.
Metal cable gland, it is provided with 50cm neoprene cable for the electrical connection or to the pilot module for RGB version.
Indoor / outdoor installation on any rigid surface by aluminum bracket.
Fixing by one / two screws not supplied by us.
FINISH: BLACK ANODIZED ALUMINUM - OTHER COLORS ON REQUEST
SCREEN: TRANSPARENT / SANDBLASTED THICK POLYCARBONATE
*** Accessories: see page 161**

ceppo



Ceppo

CE.NN.000.OTA.FI

N° LED	W	Lm ca				R / V / B		
02	2,4	220	350mA	IP65 in the illuminating part	40°		-	2700K 3000K 4000K

Floor Led light body in stainless steel and wood, with light emission inclined 45 ° downwards.
It is provided with 2 neoprene bipolar power cables, with length 1m, for the electrical connection.
Outdoor installation on any rigid draining surface.
Fixing by four screws not supplied by us.
FINISH: UNTREATED LARCH AND SATINIZED STAINLESS STEEL - OTHER FINISHES ON REQUEST

cilindretto

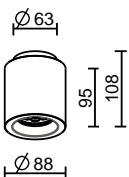


Photo © Manrico Dell'Agnola

Cilindretto

CI.NN.000.OTA.FI

N° LED	W	Lm ca				R / V / B		
01 03	9 10,5	1060 -	500mA 350mA	IP40 IP40	20° - 35° - 50° DIFFUSE - 15° - 40°	- -	- RGB	2700K 3000K 4000K - - -

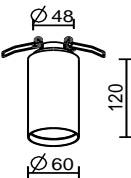


On ceiling Led light body in aluminum. Single emission.
It is provided with 25cm bipolar cable for the electrical connection.
Indoor ceiling installation.
Fixing by two screws not supplied by us.
FINISH: WHITE RAL 9016 VARNISHED - OTHER COLORS ON REQUEST
SCREEN: OPAL / TRANSPARENT POLYCARBONATE

Cilindretto

CI.NN.010.OTA.FI

N° LED	W	Lm ca				R / V / B		
01	9	1060	500mA	IP40	DIFFUSE - 20° - 35° - 50°	-	-	2700K 3000K 4000K



Ceiling recessed Led light body in aluminum.
It is provided with 25cm bipolar cable for the electrical connection.
Indoor installation: on drywall with hole Ø50mm, thickness drywall 13mm, useful depth 60mm.
Assembly with torsion springs.
FINISH: WHITE RAL 9016 VARNISHED - OTHER COLORS ON REQUEST
SCREEN: OPAL / TRANSPARENT POLYCARBONATE

cilindretto slim

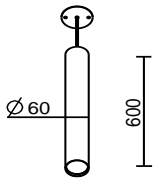


Photo © Marco Caselli Nirmal

Cilindretto Slim

CI.NN.020.OTA.FI

N° LED (double emission)	W	Lm ca				R / V / B		
↑ 03 ↓ 01	3,6 6,5	330 740	350mA 350mA	IP40 IP40	DIFFUSE DIFFUSE - 20° - 35° - 50°	- -	- -	2700K 3000K 4000K 2700K 3000K 4000K



Aluminum Led body light for ceiling hanging.
It is provided with 2m carrying transparent cable for the electrical connection.
Indoor installation on any rigid surface. Fixing by two screws (not supplied by us) with specific rosette.
FINISH: WHITE RAL 9016 VARNISHED - OTHER COLORS ON REQUEST
SCREEN: TRANSPARENT POLYCARBONATE

cilindretto mini



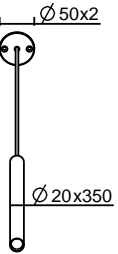
Photo ©Brillamenti© Officina della Luce



Photo ©Matteo Guidetti

Cilindretto mini

CI.NN.040.OTA.FI

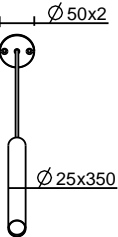


N° LED	W	Lm ca				R / V / B	
01	1,2	110	350mA	IP40	7° - 25° - 40°	-	2700K 3000K 4000K

Aluminum Led body light for ceiling hanging. Single emission.
It is provided with 2m black carrying cable 4mm diameter for the electrical connection.
Indoor installation on any rigid surface.
Fixing by two screws (not supplied by us) with specific rosette.
FINISH: WHITE RAL 9016 VARNISHED - OTHER COLORS OR MATERIALS ON REQUEST
SCREEN: TRANSPARENT POLYCARBONATE
** Accessories: see page 161*

Cilindretto mini

CI.NN.060.OTA.FI



N° LED	W	Lm ca				R / V / B	
03	3,6	330	350mA	IP40	7° - 25° - 40°	-	2700K 3000K 4000K

Aluminum Led body light for ceiling hanging. Single emission.
It is provided with 2m black carrying cable 4mm diameter for the electrical connection.
Indoor installation on any rigid surface.
Fixing by two screws (not supplied by us) with specific rosette.
FINISH: WHITE RAL 9016 VARNISHED - OTHER COLORS OR MATERIALS ON REQUEST
SCREEN: TRANSPARENT POLYCARBONATE
** Accessories: see page 161*

cilindretto a luce diffusa e diretta



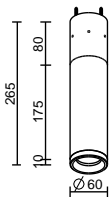
Photo © Stefano Carella



Photo © Stefano Carella

Cilindretto a luce diffusa e diretta verso il basso

CI.NN.070.OTA.FI



N° LED	W	Lm ca				R / V / B		
01	9	1060	500mA	IP40	Diffused and downwards directed light	-	-	2700K 3000K 4000K

On-ceiling Led light body in aluminum.
It is provided with 25cm bipolar cable for the electrical connection.
Indoor installation, fixing with two countersunk screws Ø4mm suitable for the fixing support, not supplied by us.
FINISH: METAL PART WHITE RAL 9016 VARNISHED - OTHER COLORS OR FINISHES ON REQUEST

contrada




Photo ©Brillamenti© Officina della Luce

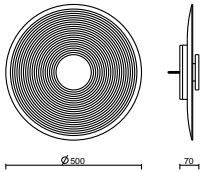


Photo ©Brillamenti© Officina della Luce

Contrada

CRA.NNN.CO.A.TO.FS

N° LED (double emission)	W	Lm ca				R / V / B	
168	14	1100	24V	IP40	DIFFUSE	-	2700K 3000K 4000K

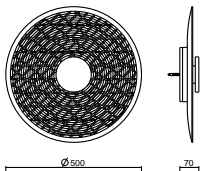


On-wall Led light body with double emission. Circular light diffuser in finely worked stone. It is provided with 50cm cable for the electrical connection by power supply. Indoor installation on any rigid surface. Fixing by two screws maximum diameter 6mm, on expansion plug (example Fischer) not supplied by us. FINISH: FINELY WORKED TRANI'S BEIGE STONE "VIBES BEIGE"

Contrada

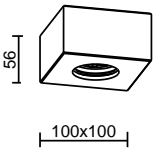
CRT.NNN.CO.A.TO.FS

N° LED (double emission)	W	Lm ca				R / V / B	
168	14	1100	24V	IP40	DIFFUSE	-	2700K 3000K 4000K

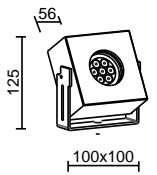


On-wall Led light body with double emission. Circular light diffuser in finely worked stone. It is provided with 50cm cable for the electrical connection by power supply. Indoor installation on any rigid surface. Fixing by two screws maximum diameter 6mm, on expansion plug (example Fischer) not supplied by us. FINISH: FINELY WORKED TRANI'S BEIGE STONE "TRACCE BEIGE"

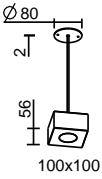
cubetto



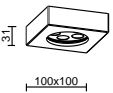
Cubetto										CU.NN.000.OTA.FI
N° LED	W	Lm ca				R / V / B				
01 03	9 10,5	1060 -	500mA 350mA	IP40 IP40	20° - 35° - 50° DIFFUSE - 40°	- -	- RGB	2700K -	3000K -	4000K -
On-ceiling Led light body in aluminum. It is provided with 50cm bipolar cable for the electrical connection to the power supply. Indoor installation on any rigid plane surface. Fixing by two countersunk screws with maximum diameter 5mm suitable to the fixing support, not supplied by us. FINISH: WHITE RAL 9016 VARNISHED - OTHER COLORS ON REQUEST SCREEN: OPAL / TRANSPARENT POLYCARBONATE										



Cubetto										CU.NN.020.OTA.FI
N° LED	W	Lm ca				R / V / B				
01 03	9 10,5	1060 -	500mA 350mA	IP65 IP65	20° - 35° - 50° DIFFUSE - 40°	- -	- RGB	2700K -	3000K -	4000K -
On-ceiling / wall / floor / on a stake / on a support Led light body in aluminum. It is provided with 50cm neoprene cable for the electrical connection to the remote power supply. Indoor / outdoor installation on any rigid surface with stainless steel bracket. Fixing by one M6 screw not supplied by us. FINISH: GREY / BLACK ANODIZED - OTHER COLORS ON REQUEST SCREEN: OPAL / TRANSPARENT POLYCARBONATE <i>* Accessories: see page 161</i>										



Cubetto Sospeso										CU.NN.040.OTA.FI
N° LED	W	Lm ca				R / V / B				
01 03	6,3 3,6	742 330	500mA 350mA	IP40 IP40	20° - 35° - 50° 7° - 25° - 40°	- -	- -	2700K 2700K	3000K 3000K	4000K 4000K
Hanging Led light body in aluminum. It is provided with 2m transparent carrying cable for the electrical connection to the remote power supply. Indoor installation on any rigid surface. Fixing with two screws not supplied by us, with specific rosette. FINISH: WHITE RAL 9016 VARNISHED - OTHER COLORS ON REQUEST SCREEN: TRANSPARENT POLYCARBONATE										



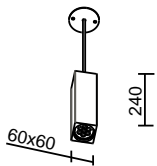
Cubetto Slim										CU.NN.060.OTA.FI
N° LED	W	Lm ca				R / V / B				
01 03	6,3 3,6	742 330	350mA 350mA	IP40 IP40	20° - 35° - 50° 7° - 25° - 40°	- -	- -	2700K 2700K	3000K 3000K	4000K 4000K
On-ceiling Led light body in aluminum. It is provided with 50cm bipolar cable for the electrical connection to the remote power supply. Indoor installation on any rigid plane surface. Fixing by two countersunk screws with maximum diameter 5mm not supplied by us. FINISH: GREY / BLACK ANODIZED - WHITE RAL 9016 VARNISHED - OTHER COLORS ON REQUEST SCREEN: OPAL / TRANSPARENT POLYCARBONATE										



Photo © Manrico Dell'Agnola

Cubetto Fine Sospeso

CU.NN.120.OTA.FI



N° LED	W	Lm ca				R / V / B		
↑ 03 ↓ 01	3,6 6,3	330 742	350mA 350mA	IP40 IP40	DIFFUSE 20° - 35° - 50°	- -	- -	2700K 3000K 4000K 2700K 3000K 4000K

Hanging Led light body in aluminum, double emission.
It is provided with 2m carrying transparent cable for the electrical connection.
Indoor installation on any rigid surface by a rosette, fixing with two countersunk screws maximum diameter 4mm suitable to the fixing support, not supplied by us.
FINISH: WHITE RAL 9016 VARNISHED - OTHER COLORS ON REQUEST
SCREEN: TRANSPARENT POLYCARBONATE


cubica



Photo © Manrico Dell'Agnola

Cubica

CB.NN.000.OTA.FI

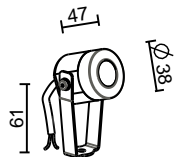


460x400x1075

N° LED	W	Lm ca				R / V / B	
10	11	1100	350mA	IP65 in the illuminating part	DIFFUSE	-	2700K 3000K 4000K
Indoor / outdoor floor Led light body in stainless steel. Visible shape as shown in the drawing. It is provided with 2 mt bipolar neoprene cable for the electrical connection. Maximum dimensions: 460mm x 400mm x height 1075 mm. Installation: indoor / outdoor installation on any rigid surface not sloped. If it is installed in outdoors spaces, it is recommended the ground fixing with four screws, not supplied by us, suitable to the support surface. FINISH: FAUX CORTEN VARNISHED - CENTRAL AESTHETIC SUPPORT IN STAINLESS STEEL SCREEN: TRANSPARENT POLYCARBONATE							

Photo © Manrico Dell'Agnola

duomo



Duomo Mini

DU.NN.000.OTA.FI

N° LED	W	Lm ca				R / V / B		
01 01	1,2 4,2	110 -	350mA 350mA	IP65 IP65	7° - 25° - 40° DIFFUSE - 40°		- RGBW	2700K 3000K 4000K - - -

On-wall / ceiling / floor / on a stake / on a support Led floodlight in aluminum.
It is provided with 50cm neoprene cable for the electrical connection.
Indoor / outdoor installation on any rigid surface by specific stainless steel bracket.
Fixing by one screw with maximum diameter 5mm not supplied by us.
Fixing the floodlight on the accessories with M5 screw supplied by us.
FINISH: BLACK / GREY ANODIZED - OTHER COLORS / MATERIALS ON REQUEST
SCREEN: OPAL / TRANSPARENT THICK POLYCARBONATE
** Accessories: see page 161*

Duomo Mini

DU.NN.010.OTA.FI

N° LED	W	Lm ca				R / V / B		
01 03	4,2 3,6	- 330	350mA 350mA	IP65 IP65	DIFFUSE - 40° 7° - 25° - 40°	- -	RGBW -	- - - 2700K 3000K 4000K

On-wall / ceiling / floor / on a stake / on a support Led floodlight in aluminum.
It is provided with 50cm neoprene cable for the electrical connection.
Indoor / outdoor installation on any rigid surface by specific stainless-steel bracket.
Fixing by one screw with maximum diameter 5mm not supplied by us.
Fixing the floodlight on the accessories with M5 screw supplied by us.
FINISH: BLACK / GREY ANODIZED - OTHER COLORS / MATERIALS ON REQUEST
SCREEN: OPAL / TRANSPARENT THICK POLYCARBONATE
** Accessories: see page 161*

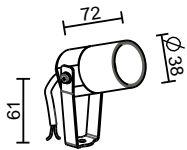


Photo ©Brillamenti© Officina della Luce

Duomo Mini Anti Abbaglio

DU.NN.001.OTA.FI

N° LED	W	Lm ca				R / V / B		
01 01	1,2 4,2	110 -	350mA 350mA	IP65 IP65	7° - 25° - 40° DIFFUSE - 40°	 -	- RGBW	2700K 3000K 4000K - - -

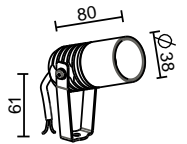


On-wall / ceiling / floor / on a stake / on a support Led floodlight in aluminum.
It is provided with 50cm neoprene cable for the electrical connection.
Indoor / outdoor installation on any rigid surface by specific stainless steel bracket. Fixing by one screw with maximum diameter 5mm not supplied by us.
Fixing the floodlight on the accessories with M5 screw supplied by us.
FINISH: BLACK / GREY ANODIZED - OTHER COLORS / MATERIALS ON REQUEST
SCREEN: OPAL / TRANSPARENT THICK POLYCARBONATE
*** Accessories: see page 161**
****In outdoor spaces using exclusively with low beam light.**

Duomo Mini Anti Abbaglio

DU.NN.011.OTA.FI

N° LED	W	Lm ca				R / V / B		
01 03	4,2 3,6	- 330	350mA 350mA	IP65 IP65	DIFFUSE - 40° 7° - 25° - 40°	- 	RGBW -	- - - 2700K 3000K 4000K



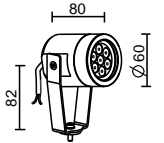
On-wall / ceiling / floor / on a stake / on a support Led floodlight in aluminum.
It is provided with 50cm neoprene cable for the electrical connection.
Indoor / outdoor installation on any rigid surface by specific stainless steel bracket.
Fixing by one screw with maximum diameter 5mm not supplied by us.
Fixing the floodlight on the accessories with M5 screw supplied by us.
FINISH: BLACK / GREY ANODIZED - OTHER COLORS / MATERIALS ON REQUEST
SCREEN: OPAL / TRANSPARENT THICK POLYCARBONATE
*** Accessories: see page 161**
****In outdoor spaces using exclusively with low beam light.**



Photo ©Brillamenti© Officina della Luce

Duomo

DU.NN.020.OTA.FI

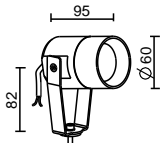


N° LED	W	Lm ca				R / V / B		
01 03 07	9 10,5 8,4	1060 - 770	500mA 350mA 350mA	IP65 IP65 IP65	20° - 35° - 50° DIFFUSE - 40° 7° - 25° - 40°	- - -	- RGB -	2700K 3000K 4000K - - 2700K 3000K 4000K

On-wall / ceiling / floor / on a stake / on a support Led floodlight in aluminum.
It is provided with 50cm neoprene cable for the electrical connection.
Indoor / outdoor installation on any rigid surface by specific stainless-steel bracket.
Fixing by one screw with maximum diameter 5mm not supplied by us.
Fixing the floodlight on the accessories with M5 screw supplied by us.
FINISH: BLACK / GREY ANODIZED - OTHER COLORS / MATERIALS ON REQUEST
SCREEN: OPAL / TRANSPARENT THICK POLYCARBONATE
** Accessories: see page 162*

Duomo

DU.NN.021.OTA.FI

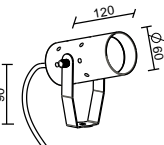


N° LED	W	Lm ca				R / V / B		
01 03 07	9 10,5 8,4	1060 - 770	500mA 350mA 350mA	IP65 IP65 IP65	20° - 35° - 50° DIFFUSE - 40° 7° - 25° - 40°	- - -	- RGB -	2700K 3000K 4000K - - 2700K 3000K 4000K

On-wall / ceiling / floor / on a stake / on a support Led floodlight in aluminum.
It is provided with 50cm neoprene cable for the electrical connection.
Indoor / outdoor installation on any rigid surface by specific stainless-steel bracket.
Fixing by one screw with maximum diameter 5mm not supplied by us.
Fixing the floodlight on the accessories with M5 screw supplied by us.
FINISH: BLACK / GREY ANODIZED - OTHER COLORS / MATERIALS ON REQUEST
SCREEN: OPAL / TRANSPARENT THICK POLYCARBONATE
** Accessori: vedere pagina 162*
*** In outdoor spaces using exclusively with low beam light*

Duomo

DU.NN.040.OTA.FI

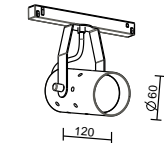


N° LED	W	Lm ca				R / V / B		
01 03 07	9 10,5 8,4	1060 - 770	500mA 350mA 350mA	IP40 IP40 IP40	20° - 35° - 50° DIFFUSE - 40° 7° - 25° - 40°	- - -	- RGB -	2700K 3000K 4000K - - 2700K 3000K 4000K

On-wall / ceiling or on a support Led floodlight in aluminum.
It is provided with 1m neoprene cable for the electrical connection.
Indoor installation on any rigid surface by specific stainless-steel bracket.
Fixing by one screw with maximum diameter 5mm not supplied by us.
Fixing the floodlight on the accessories with M5 screw supplied by us.
FINISH: BLACK ANODIZED - OTHER COLORS ON REQUEST
SCREEN: OPAL / TRANSPARENT THICK POLYCARBONATE
** Accessories: see page 162*

Duomo

DU.NN.045.OTA.FI



N° LED	W	Lm ca				R / V / B		
01	9	1060	48V	IP20	20° - 35° - 50°	-	-	2700K 3000K 4000K

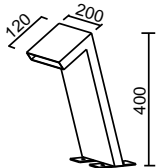
Aluminum Led floodlight for the installation on electrified track.
It is provided complete with suitable adaptator, equipped with converter, for the connection to the electrified track.
The connection system of Duomo floodlight must be inserted in some models of electrified tracks company “Stucchi”or in other types identical for the shape characteristics and for the electric power supply.
FINISH: WHITE RAL 9016 VARNISHED - OTHER COLORS / FINISHES ON REQUEST
SCREEN: TRANSPARENT POLYCARBONATE



elle

Elle

EL.NN.000.OTA.FI

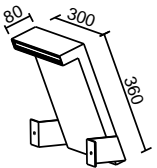


N° LED	W	Lm ca				R / V / B		
128	4	450	24V	IP65 in the illuminating part	DIFFUSE	-	-	2700K 3000K 4000K

On-ground Led light body in stainless steel.
It is provided with 50cm neoprene bipolar cable for the electrical connection.
Outdoor installation, resting on a flat surface, fixing by four screws not supplied by us.
FINISH: VARNISHED FAUX CORTEN STEEL - OTHER COLORS ON REQUEST
SCREEN: SANDBLASTED POLYCARBONATE

Elle

EL.NN.020.OTA.FI



N° LED	W	Lm ca				R / V / B		
128	4	450	24V	IP65 in the illuminating part	DIFFUSE	-	-	2700K 3000K 4000K

On-ground Led light body in stainless steel.
It is provided with 50cm neoprene bipolar cable for the electrical connection.
Outdoor installation, resting on a flat and vertical surface, fixing by two screws not supplied by us.
FINISH: VARNISHED FAUX CORTEN STEEL - OTHER COLORS ON REQUEST
SCREEN: SANDBLASTED POLYCARBONATE

esse



Photo © Stefano Carella



Photo © Stefano Carella

Esse

ESA.NNN.CO.A.TO.FS



2160x235x21mm

N° LED	W	Lm ca				R / V / B		
200	20	1820	24V	IP40	DIFFUSE	-	-	- 3000K 4000K

On-wall / ceiling Led light body in white Corian® and aluminum in the not visible part.
Curvilinear aesthetics shape of opal white color.
It is provided with 1m bipolar cable for the electrical connection, positioning jig and supports for the fixing.
Indoor installation, assembly by two magnets fixed with countersunk head screws 4mm diameter.
Facilitated positioning thanks to the reference jig.
FINISH: OPAQUE WHITE IN VIEW

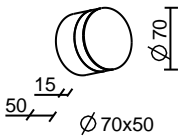
fly



Photo ©Brillamenti® Officina della Luce

Fly

FL.NN.000.OTA.FI

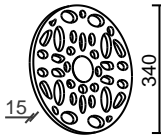


N° LED	W	Lm ca				R / V / B		
03	3,6	330	350mA	IP40	DIFFUSE	-	-	2700K 3000K 4000K
03	10,5	-	350mA	IP40	DIFFUSE	-	RGB	- - -

Led lighting body in stainless steel and transparent worked polycarbonate, for wall / ceiling standing.
It is provided with 25cm bipolar cable for the electrical connection.
Indoor installation on any rigid plane surface.
Pressure fixing with specific aluminum support fixed by two screws not supplied by us.
FINISH: STAINLESS STEEL
DIFFUSOR: OPAL POLYCARBONATE

Fly

FL.NN.020.OTA.FI

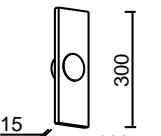


N° LED	W	Lm ca				R / V / B		
03	3,6	330	350mA	IP40	DIFFUSE	-	-	2700K 3000K 4000K
03	10,5	-	350mA	IP40	DIFFUSE	-	RGB	- - -

Led lighting body in stainless steel and transparent worked polycarbonate, for wall / ceiling standing.
It is provided with 25cm bipolar cable for the electrical connection.
Indoor installation on any rigid plane surface.
Pressure fixing with specific aluminum support fixed by two screws not supplied by us.
FINISH: STAINLESS STEEL
DIFFUSOR: TRANSPARENT POLYCARBONATE WITH HOLES CHARACTERIZED BY AN IRREGULAR SHAPE

Fly

FL.NN.040.OTA.FI



N° LED	W	Lm ca				R / V / B		
03	3,6	330	350mA	IP40	DIFFUSE	-	-	2700K 3000K 4000K
03	10,5	-	350mA	IP40	DIFFUSE	-	RGB	- - -

Led lighting body in stainless steel and polycarbonate, for wall / ceiling standing.
It is provided with 25cm bipolar cable for the electrical connection.
Indoor installation on any rigid plane surface.
Pressure fixing with specific aluminum support fixed by two screws not supplied by us.
FINISH: STAINLESS STEEL
DIFFUSOR: TRANSPARENT POLYCARBONATE WITH REGULAR GEOMETRIC SHAPE

ghiacciolo



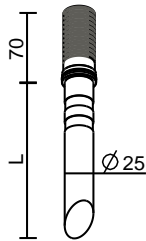
Photo © Manrico Dell'Agnola



Photo © Manrico Dell'Agnola

Ghiacciolo

GH.NN.000.OTA.FI



N° LED	W	Lm ca				R / V / B		
01	1,2	110	350mA	IP40	DIFFUSE		-	2700K 3000K 4000K
01	4,2	-	350mA	IP40	DIFFUSE	-	RGBW	-
03	3,6	330	350mA	IP40	DIFFUSE	-	-	2700K 3000K 4000K

Recessed ceiling Led light body in aluminum.
It is provided with 25cm bipolar cable for the electrical connection.
Indoor installation on drywall, wood.
Fixing by specific threaded formwork.
FINISH: AESTHETIC PART IN TRANSPARENT METHACRYLATE WORKED AT DRAWING

ginestre



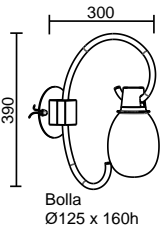
Photo © Manrico Dell'Agnola



Photo © Manrico Dell'Agnola

Ginestre

GI.NN.000.OTA.FI

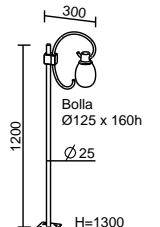


N° LED	W	Lm ca				R / V / B		
01	4	475	350mA	IP65 in the illuminating part	DIFFUSE	-	-	- 3000K -

On wall Led lamp.
It is provided with 25 cm bipolar cable for the electrical connection to the remote power supply.
Indoor/outdoor installation on any rigid plane surface.
FIXING BY TWO SCREWS WITH 6MM DIAMETER (MAX 8MM) NOT SUPPLIED BY US.
FINISH: DARK BRONZE COLOR VARNISHED
DIFFUSOR: "PULEGOSO" BLOWN GLASS, LIGHT AMBER COLOR (WITH AIR BUBBLES INCORPORATED IN THE THICKNESS OF THE GLASS)

Ginestre

GI.NN.020.OTA.FI



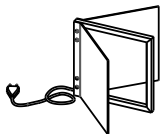
N° LED	W	Lm ca				R / V / B		
01	4	475	350mA	IP65 in the illuminating part	DIFFUSE	-	-	- 3000K -

On-floor Led lamp.
It is provided with 1 m bipolar cable for the electrical connection.
Indoor/outdoor floor installation on any rigid and stable support sized not less than 150mmX150mm.
Fixing by four screws with 6mm diameter not supplied by us.
FINISH: DARK BRONZE COLOR VARNISHED
DIFFUSOR: "PULEGOSO" BLOWN GLASS, LIGHT AMBER COLOR (WITH AIR BUBBLES INCORPORATED IN THE THICKNESS OF THE GLASS)

isos



Photo © Manrico Dell'Agnola



250x250x355

Isos

IS.NN.000.OTA.FI

N° LED	W	Lm ca				R / V / B		
18	7,3	532	220V	IP40	DIFFUSE	-	-	2700K 3000K 4000K

Table Led lamp in aluminum and methacrylate, indirect light, symmetrical diffusor.
It is provided with 2m cable complete with power supply plug for the electrical connection and switch directly mounted on the power cord.
Indoor installation on any rigid surface.
FINISH: WHITE RAL 9016 COLOR THE FRAME, THE SCREEN IS WHITE IN THE REFLECTING PART, THE OUTER PART IS AVAILABLE IN FOUR COLORS: PASTEL TURQUOISE RAL 6034 - VARNISHED GREY RAL 7022 - VARNISHED GOLD - WHITE WITHOUT VARNISHING - OTHER COLORS ON REQUEST

kaktus



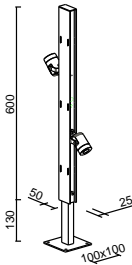
Photo ©Brillamenti® Officina della Luce



Photo ©Brillamenti® Officina della Luce

Kaktus

KK.NN.000.OTA.FI



N° LED	W	Lm ca				R / V / B		
03+03	6,5	660	350mA	IP65 in the two led sources	7° - 25° -40°		-	2700K 3000K 4000K

Indoor / outdoor Led light body in stainless steel and aluminum with two adjustable Led floodlights.
It is provided with two bipolar power supply cable in neoprene, length 1 meter, for the electrical connection.
Installation on any rigid and flat surface.
Fixing by four screws suitable to the support base, not supplied by us. In order to make sure a good functioning and a long lasting of the product the electrical connections must be made in a watertight environment.
FINISH: "FAUX CORTEN" VARNISHED - OTHER COLORS ON REQUEST
SCREEN: TRANSPARENT POLYCARBONATE

kathè



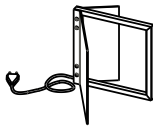
Photo © Manrico Dell'Agnola



Photo © Manrico Dell'Agnola

Kathè

KA.NN.000.OTA.FI



250x250x280

N° LED	W	Lm ca				R / V / B	
18	7,3	532	220V	IP40	DIFFUSE	-	2700K 3000K 4000K

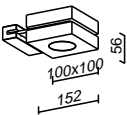
Table Led lamp in aluminum and methacrylate, indirect light, asymmetrical diffusor.
It is provided with 2m cable complete with power supply plug for the electrical connection and switch directly mounted on the power cord.
Indoor installation on any rigid surface.
FINISH: WHITE RAL 9016 COLOR THE FRAME, THE SCREEN IS WHITE IN THE REFLECTING PART, THE OUTER PART IS AVAILABLE IN FOUR COLORS: PASTEL TURQUOISE RAL 6034 - VARNISHED GREY RAL 7022 - VARNISHED GOLD - WHITE WITHOUT VARNISHING - OTHER COLORS ON REQUEST



Photo ©Brillamenti© Officina della Luce

Klas

KL.NN.000.OTA.FI

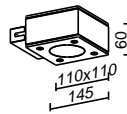


N° LED	W	Lm ca				R / V / B		
↑ 03 ↓ 03	7,2	660	350mA	IP55	15° - 40°	-	-	2700K 3000K 4000K

On-wall Led light body in aluminum.
It is provided with 25cm bipolar cable for the electrical connection.
Indoor / outdoor installation on any rigid plane surface.
Fixing by two countersunk screws with 4mm diameter not supplied by us.
FINISH: GREY ANODIZED ALUMINUM, WALL ATTACHMENT BLACK COLOR - OTHER COLORS ON REQUEST
SCREEN: OPAL / TRANSPARENT POLYCARBONATE

Klas Legno

KL.NN.010.OTA.FI

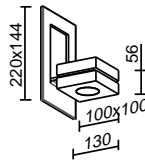


N° LED	W	Lm ca				R / V / B		
↑ 03 ↓ 03	7,2	660	350mA	IP55	15° - 40°	-	-	2700K 3000K 4000K

On-wall Led light body in aluminum and wood.
It is provided with 25cm bipolar cable for the electrical connection.
Indoor / outdoor installation on any rigid plane surface.
Fixing by two countersunk screws with 4mm diameter not supplied by us.
FINISH: UNTREATED LARCH WOOD
SCREEN: OPAL / TRANSPARENT POLYCARBONATE

Klas Incorniciata

KL.NN.020.OTA.FI



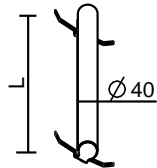
N° LED	W	Lm ca				R / V / B		
↑ 03 ↓ 03	7,2	660	350mA	IP55	15° - 40°	-	-	2700K 3000K 4000K

On-wall Led light body in aluminum.
It is provided with 25cm bipolar cable for the electrical connection.
Indoor / outdoor installation on any rigid plane surface.
Mounting through four magnets fixed directly to the wall with countersunk screws diameter 4mm (max. 5mm).
FINISH: CUSTOMIZED RAL VARNISHED
SCREEN: OPAL / TRANSPARENT POLYCARBONATE

lampada tubo



Photo ©Brillamenti© Officina della Luce



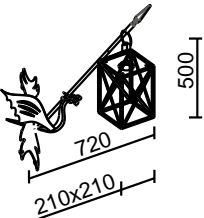
Lampada Tubo

LTC.NNN.CO.A.TO.FS

N° LED	W/mt	Lm/mt				R / V / B		
128 060	23 15	3200 -	24Vdc 24Vdc	IP20 IP20	DIFFUSE DIFFUSE	- -	- RGB	2700K 3000K 4000K - - -

Recessed wall / ceiling Led light body in aluminum and polycarbonate. Protruding tubular diffusor.
It is provided with 25cm bipolar cable for the electrical connection.
Maximum length 1200mm.
Indoor installation on a drywall.
Fixing with torsion springs on a 23mm compartment, depth 30mm.
VISIBLE FINISH OF THE TUBULAR: OPAL WHITE
TUBULAR DIFFUSOR: OPAL WHITE

lanterna drago

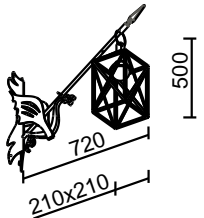


Lanterna Drago

CA.NN.080.OTA.FI

N° LED	W	Lm ca				R / V / B		
01	4	475	350mA	IP65 in the illuminating part	DIFFUSE	-	-	- 3000K -

On-wall Led light body with wrought iron, n°1 Led lighting source.
It is provided with 1,5m cable for the electrical connection.
Indoor / outdoor installation on any carrying plane surface that can hold a 10kg in embossed weight.
Fixing by four screws with 6mm diameter not supplied by us.
FINISH: VARNISHED FAUX CORTEN, OTHER COLORS ON REQUEST
DIFFUSOR: "PULEGOSO" BLOWN GLASS LIGHT AMBER COLOR WITH AIR BUBBLES INCORPORATED IN THE THICKNESS OF THE GLASS



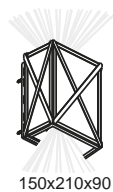
Lanterna Drago

CA.NN.090.OTA.FI

N° LED	W	Lm ca				R / V / B		
01	4	475	350mA	IP65 in the illuminating part	DIFFUSE	-	-	- 3000K -

Led light body with wrought iron on 90° degrees walls, n°1 Led lighting source.
It is provided with 1,5m cable for the electrical connection.
Indoor / outdoor installation on any 90° angular surface that can hold a 10Kg in embossed weight.
Fixing by four screws with 6mm diameter not supplied by us.
FINISH: VARNISHED FAUX CORTEN, OTHER COLORS ON REQUEST
DIFFUSOR: "PULEGOSO" BLOWN GLASS LIGHT AMBER COLOR WITH AIR BUBBLES INCORPORATED IN THE THICKNESS OF THE GLASS

lanternina



150x210x90

Lanternina

CA.NN.000.OTA.FI

N° LED (double emission)	W	Lm ca				R / V / B		
↑ 03	3,6	330	350mA	IP65	7° - 25° - 40°	-	-	2700K 3000K 4000K
↑ 07	8,4	770	350mA	IP65	7° - 25° - 40°	-	-	2700K 3000K 4000K
↓ 03	3,6	330	350mA	IP65	7° - 25° - 40°	-	-	2700K 3000K 4000K
↓ 07	8,4	770	350mA	IP65	7° - 25° - 40°	-	-	2700K 3000K 4000K

Aluminum and stainless steel Led light body for wall standing.
It is provided with 50cm bipolar cable for the electrical connection.
Indoor / outdoor installation on any rigid plane surface.
Fixing by four screws 4mm diameter (max. 5mm) not supplied by us.
FINISH: MASKING MIRRORS WHITE RAL 9016 VARNISHED, FRAME: VARNISHED FAUX CORTEN - OTHER COLORS ON REQUEST
SCREEN: TRANSPARENT POLYCARBONATE

Lanternina

CA.NN.020.OTA.FI

N° LED (double emission)	W	Lm ca				R / V / B		
14	16,8	1540	350mA	IP65 in the illuminating part	DIFFUSE	-	-	2700K 3000K 4000K

Aluminum and stainless steel Led light body for wall standing.
It is provided with 50cm bipolar cable for the electrical connection.
Indoor / outdoor installation on any rigid plane surface.
Fixing by four screws 4mm diameter (max 5mm) not supplied by us.
FINISH: FRAME VARNISHED FAUX CORTEN - OTHER COLORS ON REQUEST
DIFFUSING MIRRORS: OPAL WHITE METHACRYLATE

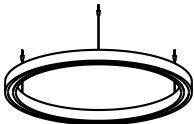


loop

Photo ©Ernesto Mereu

Loop

LPG.NNN.CO.A.TO.FS



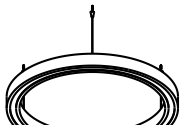
Ø1300x80mm

N° LED	W	Lm ca				R / V / B		
128	23	11000	24V	IP40	DIFFUSE	-	-	2700K 3000K 4000K

Ceiling hanging Led light body, aluminum and wood frame. Circle diameter 1300mm.
It is provided with 2m bipolar cable covered in white/ grey color streaked tissue for the electrical connection.
Indoor suspension installation on any rigid surface with specific steel cables included in the supply.
Assembly with rapid couplings fixed on the ceiling by screws not supplied by us.
FINISH: WHITE RAL 9016 VARNISHED WOOD - OTHER COLORS ON REQUEST
DIFFUSER SCREEN: OPAL WHITE METHACRYLATE

Loop

LPM.NNN.CO.A.TO.FS



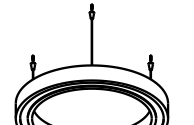
Ø1000x80mm

N° LED	W	Lm ca				R / V / B		
128	23	8500	24V	IP40	DIFFUSE	-	-	2700K 3000K 4000K

Ceiling hanging Led light body, aluminum and wood frame. Circle diameter 1000mm.
It is provided with 2m bipolar cable covered in white/ grey color streaked tissue for the electrical connection.
Indoor suspension installation on any rigid surface with specific steel cables included in the supply.
Assembly with rapid couplings fixed on the ceiling by screws not supplied by us.
FINISH: WHITE RAL 9016 VARNISHED WOOD - OTHER COLORS ON REQUEST
DIFFUSER SCREEN: OPAL WHITE METHACRYLATE

Loop

LPP.NNN.CO.A.TO.FS



Ø700x80mm

N° LED	W	Lm ca				R / V / B		
128	23	5700	24V	IP40	DIFFUSE	-	-	2700K 3000K 4000K

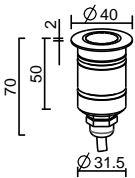
Ceiling hanging Led light body, aluminum and wood frame. Circle diameter 700mm.
It is provided with 2m bipolar cable covered in white/ grey color streaked tissue for the electrical connection.
Indoor suspension installation on any rigid surface with specific steel cables included in the supply.
Assembly with rapid couplings fixed on the ceiling by screws not supplied by us.
FINISH: WHITE RAL 9016 VARNISHED WOOD - OTHER COLORS ON REQUEST
DIFFUSER SCREEN: OPAL WHITE METHACRYLATE



Photo ©Manrico Dell'Agnola

Loto

LO.NN.000.OTA.FI

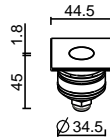


N° LED	W	Lm ca				R / V / B		
01	1,2	110	350mA	IP67	7° - 25° - 40°		-	2700K 3000K 4000K
01	3,6	-	350mA	IP67	DIFFUSE - 40°	-	RGB	- - -

Recessed floor Led light body in stainless steel.
It is provided with 50cm neoprene cable for the electrical connection.
Indoor / outdoor installation on the floor with specific formwork.
Pressure fixing with compression springs and / or OR, depth dimension 90mm.
FINISH: STAINLESS STEEL IN VIEW
SCREEN: THICK TRANSPARENT POLYCARBONATE
** Accessories: see page 162*

Loto

LO.NN.010.OTA.FI

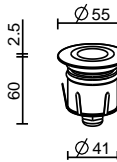


N° LED	W	Lm ca				R / V / B		
01	1,2	110	350mA	IP65	7° - 25° - 40°		-	2700K 3000K 4000K

Recessed floor Led light body in aluminum and stainless steel.
It is provided with 50cm neoprene cable for the electrical connection.
Indoor / outdoor installation on the floor with specific formwork.
Pressure fixing with compression springs and OR, depth dimension 100mm.
FINISH: STAINLESS STEEL IN VIEW
SCREEN: TRANSPARENT POLYCARBONATE
** Accessories: see page 162*

Loto

LO.NN.020.OTA.FI

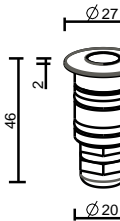


N° LED	W	Lm ca				R / V / B		
03	3,6	330	350mA	IP65	7° - 25° - 40°	-	-	2700K 3000K 4000K
01	3,6	-	350mA	IP65	DIFFUSE - 40°	-	RGB	- - -

Recessed floor Led light body in aluminum and stainless steel.
It is provided with 50cm neoprene cable (on request also different lengths) for the electrical connection.
Indoor / outdoor installation on the floor with specific formwork.
Pressure fixing with compression springs and / or OR, depth dimension 80mm.
FINISH: STAINLESS STEEL IN VIEW
SCREEN: THICK TRANSPARENT POLYCARBONATE
** Accessories: see page 162*

Loto

LO.NN.030.OTA.FI

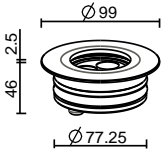


N° LED	W	Lm ca				R / V / B		
01	1,2	110	350mA	IP65	DIFFUSE	-	-	2700K 3000K 4000K

Recessed, ceiling, wall and floor Led light body in stainless steel.
It is provided with 25 cm neoprene bipolar cable for the electrical connection.
Floor / ceiling / wall installation, with specific formwork or with compression springs.
Pressure fixing with OR on the formwork or on the diameter compartment 22 mm without formwork and with compression springs. Depth dimension 80mm.
FINISH: STAINLESS STEEL
SCREEN: THICK TRANSPARENT POLYCARBONATE
** Accessories: see page 162*



MaurizioLai photo courtesy ©IYO Aalto

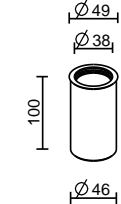


Loto

LO.NN.040.OTA.FI

N° LED	W	Lm ca				R / V / B		
01 03	6,3 10,5	742 -	350mA 350mA	IP65 IP65	20° - 35° - 50° DIFFUSE - 40°	- -	- RGB	2700K 3000K 4000K - - -

Recessed floor Led light body in stainless steel.
It is provided with 50cm neoprene cable (on request also different lengths) for the electrical connection.
Indoor / outdoor installation on the floor with specific formwork.
Pressure fixing with OR, depth dimension 80mm.
FINISH: STAINLESS STEEL
SCREEN: THICK OPAL/TRANSPARENT POLYCARBONATE
** Accessories: see page 163*

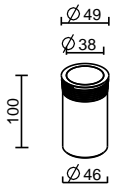


Loto

LO.NN.050.OTA.FI

N° LED	W	Lm ca				R / V / B		
01	1,2	110	350mA	IP55	DIFFUSE - 7° - 25° - 40°	-	-	2700K 3000K 4000K

Led light body in stainless steel, recessed and flush with the floor by specific formwork.
Metal cable gland. It is provided with 50cm neoprene bipolar cable for the electrical connection.
The spotlight is supplied complete with formwork. Formwork dimensions: Ø diameter in view 48mm, Ø internal diameter 35mm, length 100 mm. Floor installation, assembly by gluing (glue not supplied by us) on hole Ø 46mm.
Depth dimensions 100mm. Thick protective screen with pressure insertion on a sealing OR.
FINISH: STAINLESS STEEL
SCREEN: TRANSPARENT POLYCARBONATE



Loto

LO.NN.F50.OTA.FI

N° LED	W	Lm ca				R / V / B		
01	1,2	110	350mA	IP65	DIFFUSE- 7° - 25° - 40°	-	-	2700K 3000K 4000K

Led light body in stainless steel, recessed and flush with the floor by specific formwork.
Metal cable gland. It is provided with 20 cm neoprene bipolar cable for the electrical connection.
The spotlight is supplied complete with aluminum formwork. Formwork dimensions: Ø diameter in view 48mm, Ø internal diameter 35mm, length 100 mm. Wooden floor installation thickness 10mm, screw assembly on a hole Ø 46mm.
Depth dimension 100mm. Thick protective screen with pressure insertion on a sealing OR.
FINISH: STAINLESS STEEL AND ALUMINUM - OTHER MATERIALS ON REQUEST
SCREEN: TRANSPARENT POLYCARBONATE

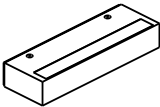
lubox







Photo ©Manrico Dell'Agnola

Lubox

LB.NN.000.OTA.FI



300x100x50

N° LED (double emission)	W	Lm ca				R / V / B		2700K	3000K	4000K
67	9,5	1250	24V	IP40	DIFFUSE	-	-			

On-wall Led light body in aluminum.
It is provided with two 25cm cables for the electrical connection. Installation: indoor on the wall on any plane surface.
Fixing by two screws not supplied by us.
FINISH: VARNISHED FAUX CORTEN - OTHER COLORS ON REQUEST
SCREEN: OPAL POLYCARBONATE

Photo ©Manrico Dell'Agnola

lucciola



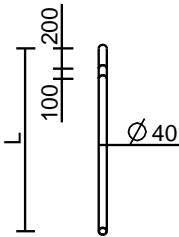
Photo ©Manrico Dell'Agnola



Photo ©Manrico Dell'Agnola

Lucciola

LU.NN.000.OTA.FI



N° LED	W	Lm ca				R / V / B		
03	3,6	330	350mA	IP65 in the illuminating part	DIFFUSE	-	-	2700K 3000K 4000K

Aluminum Led light body. 360° emission light.
It is provided with 1m neoprene bipolar cable for the electrical connection.
Outdoor / indoor installation, assembly: embedded in any type of soil with nylon toe-piece or fixed with specific flange.
FINISH: FAUX CORTEN VARNISHED, OTHER COLORS ON REQUEST
DIFFUSOR SCREEN: THICK WHITE OPAL POLYCARBONATE
** Accessories: see page 163*

mite



80x80x160

Mite

ME.NN.000.OTA.FI

N° LED (double emission)	W	Lm ca				R / V / B		
↑ 03 ↓ 03	7,2	660	350mA	IP65 in the illuminating part	7° - 25° - 40°	-	-	2700K 3000K 4000K

On-wall aluminum Led light body.
It is provided with 25cm bipolar cable for the electrical connection.
On-wall indoor / outdoor installation on any rigid surface.
Fixing by two screws not supplied by us.
FINISH: BLACK VARNISHED - OTHER COLORS ON REQUEST
SCREEN: TRANSPARENT POLYCARBONATE

Mite

ME.NN.020.OTA.FI

N° LED (double emission)	W	Lm ca				R / V / B		
↑ 03 ↓ 03	7,2	660	350mA	IP65 in the illuminating part	7° - 25° - 40°	-	-	2700K 3000K 4000K

On-wall aluminum Led light body.
It is provided with 25cm bipolar cable for the electrical connection.
On-wall indoor / outdoor installation on any rigid surface.
Fixing by two screws not supplied by us.
FINISH: BLACK VARNISHED - OTHER COLORS ON REQUEST
SCREEN: TRANSPARENT POLYCARBONATE

mithra



Photo ©Brillamenti® Officina della Luce

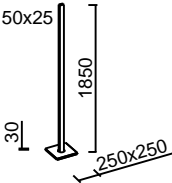


Photo ©Brillamenti® Officina della Luce

Mithra

MIP.NNN.CO.A.TO.FS

N° LED	W	Lm ca				R / V / B			
168	33	2400	220V	IP40	DIFFUSE	-	-	2700K 3000K 4000K	



Floor aluminum Led lamp.
Illuminating part rotates on its axis by 90°.
It is provided with 1,5m cable complete with power supply plug for the electrical connection.
The on / off switch and dimmer are carried out with touch button placed on the line of the light in the upper part of the diffusor.
Indoor installation on any rigid plane base not sloped.
FINISH: SHINY BLACK CHROME NICKEL ROTATING ROD WITH FINISHES PAINTED RED, SUPPORT BASE IN BLACK CRYSTAL.
SCREEN: OPAL POLYCARBONATE

Mithra

MIT.NNN.CO.A.TO.FS

N° LED	W	Lm ca				R / V / B			
64	23	1400	220V	IP40	DIFFUSE	-	-	2700K 3000K 4000K	

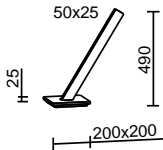


Table aluminum Led lamp.
Illuminating part rotates on its axis by 90°.
It is provided with 1,5m cable complete with power supply plug for the electrical connection.
The on / off button is placed on the base of the lamp.
Indoor installation on any rigid plane base not sloped
FINISH: SHINY BLACK CHROME NICKEL ROTATING ROD WITH FINISHES PAINTED IN RED, SUPPORT BASE IN BLACK CRYSTAL
SCREEN: OPAL POLYCARBONATE

modulo



Photo ©Brillamenti© Officina della Luce

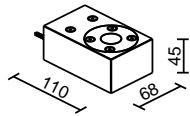


Photo ©Brillamenti Officina della Luce

Modulo

MO.NN.000.OTA.Fi

N° LED	W	Lm ca				R / V / B	
03	3,6	330	350mA	IP65	7° - 25° - 40°	-	2700K 3000K 4000K



On-wall / ceiling / floor Led light body in aluminum.
It is provided with 50cm neoprene bipolar cable for the electrical connection.
Indoor / outdoor installation on drywall / wood / masonry.
Fixing by two / four screws not supplied by us.
FINISH: GREY ALUMINUM ANODIZED, OTHER COLORS ON REQUEST
SCREEN: TRANSPARENT THICK POLYCARBONATE

museum



Photo © Palais Mammig Museum

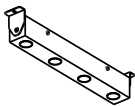


Photo ©Manrico Dell'Agnola

Museum

MU.NN.000.OTA.FI

N° LED	W	Lm ca				R / V / B	
04	4,8	440	350mA	IP20	10° - 25° - 40°	-	2700K 3000K 4000K



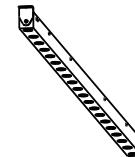
310x35x52

On-wall / ceiling steel Led light body with directable light.
It is provided with 25cm bipolar cable for the electrical connection.
Indoor installation on any rigid plane surface.
Fixing by two screws not supplied by us.
FINISH: BLACK VARNISHED - OTHER COLORS ON REQUEST

Museum

MU.NN.010.OTA.FI

N° LED	W	Lm ca				R / V / B	
20	24	2500	350mA	IP20	10° - 25° 40°	-	2700K 3000K 4000K



1560x35x52

Steel Led light body with directable light available in two versions: countertop wall / ceiling or suspended by two steel cables.
It is provided with 25cm bipolar cable for the electrical connection, for the suspended application, it is provided with 2 mt cable: transparent or covered by colored tissue (black, red or streaked gray). Indoor installation on any rigid plane surface.
Fixing: if it is suspended by two steel cables, if it is countertop by two screws, suitable to the support, not supplied by us.
FINISH: BLACK VARNISHED, OTHER COLORS ON REQUEST
** Accessories: see page 163*

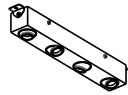


Photo ©Brillamenti© Officina della Luce

Museum

MU.NN.020.OTA.FI

N° LED	W	Lm ca				R / V / B		
04	4,8	440	350mA	IP20	10° - 25° - 40°	-	-	2700K 3000K 4000K




310x40x52

On-wall / ceiling steel Led light body.
Number 4 Led mounted on swivel heads in every 20° directions independently.
It is provided with 25cm bipolar cable for the electrical connection.
Indoor installation on any plane rigid surface.
Fixing by two screws suitable for the fixing support not supplied by us.
FINISH: BLACK VARNISHED - OTHER COLORS ON REQUEST

Musuem

MU.NN.030.OTA.FI

N° LED	W	Lm ca				R / V / B		
20	24	2200	350mA	IP20	10° - 25° - 40°	-	-	2700K 3000K 4000K



1590x50x70

Steel Led light body available in two versions: countertop wall / ceiling or suspended by two steel cables.
Number 20 Led mounted on swivel heads in every N°20 directions independently.
It is provided with 25cm bipolar cable for the electrical connection, for the suspended application, it is provided with 2 meters cable: transparent or covered by colored tissue (black, red or streaked grey).
Indoor installation on any plane rigid surface.
Fixing: if it is suspended by two steel cables, if it is countertop by two screws, suitable to the support, not supplied by us.
FINISH: BLACK VARNISHED, OTHER COLORS ON REQUEST
*** Accessories: see page 163**

Museum

MU.NN.040.OTA.FI

N° LED	W	Lm ca				R / V / B		
05	6	550	350mA	IP20	10° - 12° - 35°	-	-	2700K 3000K 400K



140x110x52

Ceiling steel Led light body.
N°4 led mounted on swivel heads in every 20° directions independently, plus 1 central Led light not directable.
It is provided with 25cm bipolar cable for the electrical connection.
Indoor installation on any plane rigid surface.
Fixing by two screws suitable to the support not supplied by us.
FINISH: BLACK VARNISHED, OTHER COLORS ON REQUEST

Musuem

MU.NN.050.OTA.FI

N° LED	W	Lm ca				R / V / B		
05	6	550	350mA	IP20	10° - 25° - 40°	-	-	2700K 3000K 4000K



110x110x50

Recessed ceiling steel Led light body.
Number 4 Led mounted on swivel heads in every 20° directions independently, plus 1 central Led light not directable.
It is provided with 25cm bipolar cable for the electrical connection.
Indoor installation on any plane rigid surface.
Fixing with torsion springs.
FINISH: BLACK VARNISHED, OTHER COLORS ON REQUEST

peugeot



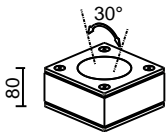
Photo ©Manrico Dell'Agnola



Photo ©Manrico Dell'Agnola

Peugeot

PE.NN.000.OTA.FI



145x145

80

30°

N° LED	W	Lm ca				R / V / B		
01	9	1060	230V 50Hz	IP40	DIFFUSE - 20° - 35° - 50°	-	-	2700K 3000K 4000K

Table / floor Led light body in stainless steel and wood.
The light beam is 30° adjustable from the vertical axis.
It is provided with 1,5m cable for the electrical connection complete with wire switch and plug power supply.
Indoor installation on any rigid plane surface not sloped.
FINISH: SATINIZED STAINLESS STEEL / UNTREATED LARCH WOOD - ON REQUEST: DIFFERENT WOOD COATINGS
SCREEN: TRANSPARENT POLYCARBONATE

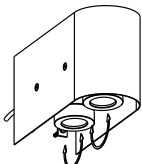
picus










Photo © Alpenhotel Hubertus

Picus

PC.NN.000.OTA.FI



265x103x140

N° LED	W	Lm ca				R / V / B	
↓ 01 ↓ 01	2,4 2,4	180 180	500mA	IP65	3°	  	- 2700K 3000K 4000K

On-wall Led light body with two floodlights, in steel and aluminum. Independent regulation of the inclination of the two projectors. It is provided with 50cm cable for the electrical connection.
Outdoor installation on any rigid surface.
Fixing by four screws suitable for the support, not supplied by us.
FINISH: FAUX CORTEN VARNISHED - OTHER COLORS ON REQUEST
SCREEN: TRANSPARENT POLYCARBONATE

Photo ©Brillamenti© Officina della Luce

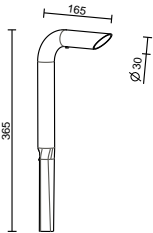
pipa



Photo ©Manrico Dell'Agnola

Pipa

PI.NN.000.OTA.FI



N° LED	W	Lm ca				R / V / B		
01	1,2	110	350mA	IP65 in the illuminating part (Led container)	DIFFUSE		-	2700K 3000K 4000K

Brass Led light body.
The Led container is in stainless steel or anodized aluminum with metal cable gland, it is extractable for maintenance.
It is provided with 1m neoprene bipolar cable for the electrical connection.
Outdoor installation embedded on any type of soil.
FINISH: BLACK VARNISHED IN VIEW

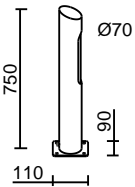
pole



Photo ©Manrico Dell'Agnola

Pole

PL.NN.000.OTA.FI

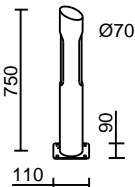


N° LED	W	Lm ca				R / V / B		
03	3,6	330	350mA	IP65 in the illuminating part	DIFFUSE		-	2700K 3000K 4000K

Floor stainless steel Led light body with single emission.
To avoid glare, the light sources are inclined 45° downwards.
It is provided with 1m neoprene bipolar cable for the electrical connection.
Outdoor installation on any rigid plane surface.
Fixing by four screws suitable for the support, not supplied by us.
FINISH: SATINIZED STAINLESS STEEL - VARNISHED ON REQUEST
SCREEN: SANDBLAST POLYCARBONATE

Pole

PL.NN.020.OTA.FI



N° LED	W	Lm ca				R / V / B		
06	7,2	660	350mA	IP65 in the illuminating part	DIFFUSE		-	2700K 3000K 4000K

Floor stainless steel Led light body with double emission.
To avoid glare, the light sources are inclined 45° downwards.
It is provided with 1m neoprene bipolar cable for the electrical connection.
Outdoor installation on any rigid plane surface.
Fixing by four screws suitable for the support, not supplied by us.
FINISH: SATINIZED STAINLESS STEEL - VARNISHED ON REQUEST
SCREEN: SANDBLAST POLYCARBONATE






porto rotondo

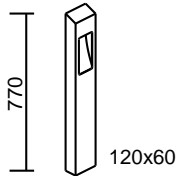


Photo ©Manrico Dell'Agnola

Porto Rotondo

PO.NN.000.OTA.FI

N° LED	W	Lm ca				R / V / B		2700K 3000K 4000K
06	7,2	770	350mA	IP65	DIFFUSE		-	



Floor stainless steel Led light body with light emission inclined 45 ° downwards.
It is provided with 1m neoprene bipolar cable for the electrical connection.
Outdoor installation on any rigid plane surface.
Lamp assembly to the support by two screws supplied by us.
FINISH: SATINIZED STAINLESS STEEL - OTHER FINISHES ON REQUEST
SCREEN: TRANSPARENT POLYCARBONATE

reanuzza



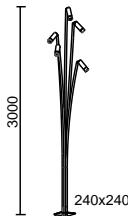
Photo ©Manrico Dell'Agnola



Photo ©Brillamenti® Officina della Luce

Reanuzza

RE.NN.000.OTA.FI

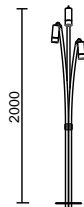


N° LED	W	Lm ca				R / V / B		
05	45	5300	500mA	IP65 in the illuminating part	20° - 35° - 50°	-	-	2700K 3000K 4000K

Floor Led light body in stainless steel. The five stems support floodlights that can be oriented in all directions. It is provided with five 1m long neoprene bipolar cables for the electrical connections that must be made in a watertight environment. Having five power cables, one for each floodlight, the ignition can be divided as desired by connecting more than one power supply. Ground indoor / outdoor installation on flat and stable support sized no less than 300mm x 300mm, suitable to support the weight of the light body, 34Kg for its height 3mt. Fixing by four screws suitable for the support not supplied by us. FINISH: FAUX CORTEN VARNISHED - OTHER COLORS ON REQUEST SCREEN: TRANSPARENT POLYCARBONATE

Reanuzza

RE.NN.020.OTA.FI



N° LED	W	Lm ca				R / V / B		
03	27	3180	500mA	IP65 in the illuminating part	20° - 35° - 50°	-	-	2700K 3000K 4000K

Floor Led light body in stainless steel. The three stems support floodlights that can be oriented in all directions. It is provided with three 1m long neoprene bipolar cables for the electrical connections that must be made in a watertight environment. Having three power cables, one for each floodlight, the ignition can be divided as desired by connecting more than one power supply. Ground indoor / outdoor installation on flat and stable support sized no less than 300mm x 300mm, suitable to support the weight of the light body for its height. Fixing by four screws suitable for the support not supplied by us. FINISH: FAUX CORTEN VARNISHED - OTHER COLORS ON REQUEST SCREEN: TRANSPARENT POLYCARBONATE

regolo



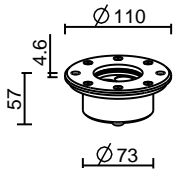
Photo ©Manrico Dell'Agnola



Photo ©Manrico Dell'Agnola

Regolo

RG.NN.000.OTA.FI



N° LED	W	Lm ca				R / V / B		
01 03	6,3 10,5	742 -	350mA 350mA	IP65 IP65	20° - 35° - 50° DIFFUSE - 40°	- -	- RGB	2700K 3000K 4000K - - -

Recessed floor Led light body in aluminum and stainless steel.
It is provided with 50cm neoprene bipolar cable for the electrical connection.
Floor outdoor / indoor installation with specific formwork, depth dimension 91mm.
Fixing by two screws suitable for the support, not supplied by us.
FINISH: STAINLESS STEEL SATINIZED IN VIEW
SCREEN: THICK TRANSPARENT POLYCARBONATE
*** Accessories: see page 163**

slot



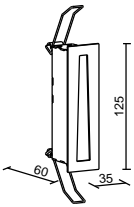
Photo ©Brillamenti® Officina della Luce



Photo ©Brillamenti® Officina della Luce

Slot

SL.NN.000.OTA.FI

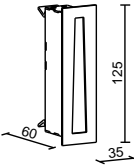


N° LED	W	Lm ca				R / V / B		
14	2	200	24V	IP20	DIFFUSE	-	-	2700K 3000K 4000K

Recessed wall Led light body in steel, suitable for application as steplight.
Diffuse optics inclined 10° downwards.
It is provided with 25cm bipolar cable for the electrical connection.
Indoor installation on drywall, assembly with torsion springs.
FINISH: WHITE RAL 9016 VARNISHED - OTHER COLORS ON REQUEST
SCREEN: SANDBLAST POLYCARBONATE

Slot

SL.NN.010.OTA.FI



N° LED	W	Lm ca				R / V / B		
14	2	200	24V	IP20	DIFFUSE	-	-	2700K 3000K 4000K

Recessed wall Led light body in steel, suitable for application as steplight.
Diffuse optics inclined 10° downwards.
It is provided with 25cm bipolar cable for the electrical connection.
Indoor installation on drywall or masonry, assembly with specific formwork.
FINISH: WHITE RAL 9016 VARNISHED - OTHER COLORS ON REQUEST
SCREEN: SANDBLAST POLYCARBONATE
** Accessories: see page 163*

smile

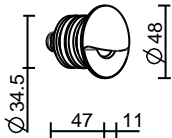


Photo ©Manrico Dell'Agnola

Smile

SM.NN.000.OTA.FI

N° LED	W	Lm ca				R / V / B	
01	1,2	110	350mA	IP65	DIFFUSE		- 2700K 3000K 4000K



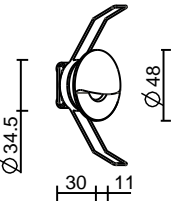
Recessed wall / ceiling Led light body in aluminum, anti-blinding light with 45° emission.
It is provided with 50 cm neoprene bipolar cable for the electrical connection.
Indoor / outdoor installation on any rigid surface by specific formwork.
Pressure fixing by two O-ring OR, depth dimension 100mm.
FINISH: SILVER GREY ANODIZED - OTHER FINISHES ON REQUEST
SCREEN: TRANSPARENT POLYCARBONATE

* Accessories: see page 163

Smile

SM.NN.020.OTA.FI

N° LED	W	Lm ca				R / V / B	
01	1,2	110	350mA	IP40	DIFFUSE		- 2700K 3000K 4000K



Recessed wall / ceiling Led light body in aluminum, anti-blinding light with 45° emission.
It is provided with 50cm neoprene bipolar cable for the electrical connection.
Indoor installation on any rigid surface with hole 35mm diameter.
Fixing by two torsion springs, depth dimension 100 mm.
FINISH: SILVER GREY ANODIZED - OTHER FINISHES ON REQUEST
SCREEN: TRANSPARENT POLYCARBONATE

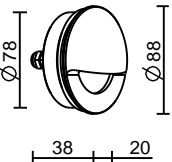


Photo ©Manrico Dell'Agnola

Smile

SM.NN.040.OTA.FI

N° LED	W	Lm ca				R / V / B	
03	3,6	330	350mA	IP65	DIFFUSE	-	- 2700K 3000K 4000K



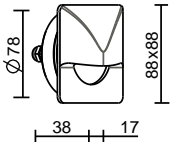
Recessed wall / ceiling Led light body in aluminum, anti-blinding light with 45° emission.
It is provided with 50cm neoprene bipolar cable for the electrical connection.
Indoor / outdoor installation on any rigid surface by specific formwork.
Pressure fixing by two O-ring OR, depth dimension 80mm.
FINISH: SILVER GREY ANODIZED - OTHER FINISHES ON REQUEST
SCREEN: OPAL POLYCARBONATEE

* Accessories: see page 163

Smile

SM.NN.060.OTA.FI


N° LED	W	Lm ca				R / V / B	
03	3,6	330	350mA	IP65	DIFFUSE	-	- 2700K 3000K 4000K



Recessed wall / ceiling Led light body in aluminum, anti-blinding light with 45° emission.
It is provided with 50cm neoprene bipolar cable for the electrical connection.
Indoor / outdoor installation on any rigid surface by specific formwork.
Pressure fixing by two O-ring OR, depth dimension 80mm.
FINISH: SILVER GREY ANODIZED - SATIN NICKEL - OTHER FINISHES ON REQUEST
SCREEN: OPAL POLYCARBONATEE

* Accessories: see page 163

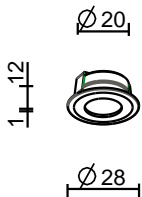
spot



MaurizioLai photo © Andrea Martiradonna

Spot

LS.NN.000.OTA.FI

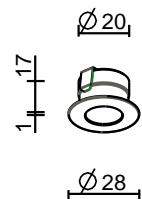


N° LED	W	Lm ca				R / V / B		
01	1,2	110	350mA	IP20	DIFFUSE	-	-	2700K 3000K 4000K

Ceiling recessed Led light body in aluminum.
It is provided with 25cm bipolar cable for the electrical connection.
Indoor installation on any rigid surface.
Pressure fixing on 22mm diameter compartment, minimum depth 16mm.
FINISH: GREY ANODIZED ALUMINUM - OTHER COLORS ON REQUEST
SCREEN: OPAL POLYCARBONATE
** Accessories: see page 164*

Spot

LS.NN.020.OTA.FI

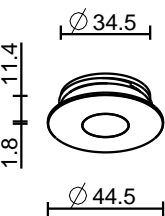


N° LED	W	Lm ca				R / V / B		
01	1,2	110	350mA	IP20	7° - 25° - 40°	-	-	2700K 3000K 4000K

Ceiling recessed Led light body in aluminum.
It is provided with 25cm bipolar cable for the electrical connection.
Indoor installation on any rigid surface.
Pressure fixing on 22mm diameter compartment, minimum depth 22mm.
FINISH: GREY ANODIZED ALUMINUM - OTHER COLORS ON REQUEST
SCREEN: TRANSPARENT POLYCARBONATE
** Accessories: see page 164*

Spot

LS.NN.040.OTA.FI

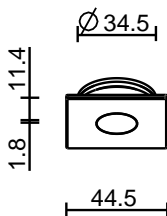


N° LED	W	Lm ca				R / V / B		
01 01	1,2 4,2	110 -	350mA 350mA	IP40 IP40	DIFFUSE DIFFUSE	 -	 - RGBW	2700K 3000K 4000K - - -

Ceiling recessed Led light body in aluminum.
It is provided with 25cm bipolar cable for the electrical connection.
Indoor installation on any rigid surface.
Pressure fixing on 35mm diameter compartment, minimum depth 16mm.
FINISH: GREY ANODIZED ALUMINUM - OTHER COLORS ON REQUEST
SCREEN: OPAL POLYCARBONATE
** Accessories: see page 164*

Spot

LS.NN.041.OTA.FI



N° LED	W	Lm ca				R / V / B		
01 01	1,2 4,2	110 -	350mA 350mA	IP40 IP40	DIFFUSE DIFFUSE	 -	 - RGBW	2700K 3000K 4000K - - -

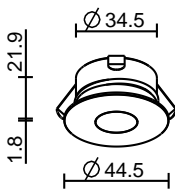
Ceiling recessed Led light body in aluminum.
It is provided with 25cm bipolar cable for the electrical connection.
Indoor installation on any rigid surface.
Pressure fixing on 35mm diameter compartment, minimum depth 16mm.
FINISH: GREY ANODIZED ALUMINUM - OTHER COLORS ON REQUEST
SCREEN: OPAL POLYCARBONATE
** Accessories: see page 164*



Photo ©Brillamenti® Officina della Luce

Spot

LS.NN.060.OTA.FI

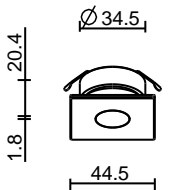


N° LED	W	Lm ca				R / V / B		
01 01	1,2 4,2	110 -	350mA 350mA	IP40 IP40	DIFFUSE - 7° -25° -40° DIFFUSE - 40°	 -	- RGBW	2700K 3000K 4000K - - -

Ceiling recessed Led light body in aluminum.
It is provided with 25cm bipolar cable for the electrical connection.
Indoor installation on any rigid surface.
Pressure fixing on 36mm diameter compartment, minimum depth 26mm.
FINISH: GREY ANODIZED ALUMINUM - OTHER COLORS ON REQUEST
SCREEN: OPAL / TRANSPARENT POLYCARBONATE
** Accessories: see page 164*

Spot

LS.NN.061.OTA.FI

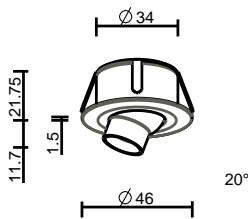


N° LED	W	Lm ca				R / V / B		
01 01	1,2 4,2	110 -	350mA 350mA	IP40 IP40	DIFFUSE - 7° -25° -40° DIFFUSE - 40°	 -	- RGBW	2700K 3000K 4000K - - -

Ceiling recessed Led light body in aluminum.
It is provided with 25cm bipolar cable for the electrical connection.
Indoor installation on any rigid surface.
Pressure fixing on 36mm diameter compartment, minimum depth 26mm.
FINISH: GREY ANODIZED ALUMINUM - OTHER COLORS ON REQUEST
SCREEN: OPAL / TRANSPARENT POLYCARBONATE
** Accessories: see page 164*

Spot orientabile

LS.NN.080.OTA.FI

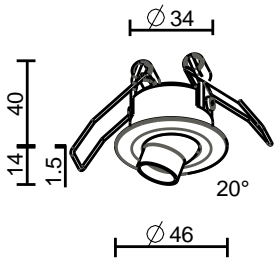


N° LED	W	Lm ca				R / V / B		
01	1,2	110	350mA	IP20	7° - 25° - 40°	-	-	2700K 3000K 4000K

Ceiling recessed Led light body in aluminum. The light source is recessed to improve the visual comfort.
Diameter of the visible ferrule 46mm, 20° vertical orientation beam light in every directions.
It is provided with 25cm bipolar cable for the electrical connection.
Indoor installation on any rigid surface.
Pressure fixing on 36mm diameter compartment, depth 30mm.
FINISH: SILVER GREY / BLACK ANODIZED ALUMINUM
SCREEN: TRANSPARENT POLYCARBONATE
** Accessories: see page 164*

Spot

LS.NN.081.OTA.FI



N° LED	W	Lm ca				R / V / B		
01	1,2	110	350mA	IP20	7° - 25° - 40°	-	-	2700K 3000K 4000K

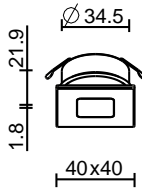
Ceiling recessed Led light body in aluminum. The light source is recessed to improve the visual comfort.
Diameter of the visible ferrule 46mm, 20° vertical orientation beam light in every directions.
It is provided with 25 cm bipolar cable for the electrical connection.
Indoor installation on any rigid surface.
Fixing with torsion springs on 38mm diameter compartment, depth 50 mm.
FINISH: SILVER GREY / BLACK ANODIZED ALUMINUM
SCREEN: TRANSPARENT POLYCARBONATE



Photo © Dim-Sum / Matteo Barro

Spot

LS.NN.100.OTA.FI

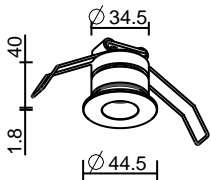


N° LED	W	Lm ca				R / V / B		
01 01	1,2 4,2	110 -	350mA 350mA	IP40 IP40	DIFFUSE - 7° -25° -40° DIFFUSE - 40°	 - RGBW	- RGBW	2700K 3000K 4000K - - -

Ceiling recessed Led light body in aluminum. Squared emission hole.
It is provided with 25cm bipolar cable for the electrical connection.
Indoor installation on any rigid surface.
Pressure fixing on 36mm diameter compartment, minimum depth 26mm.
FINISH: GREY ANODIZED ALUMINUM - OTHER COLORS ON REQUEST
SCREEN: OPAL / TRANSPARENT POLYCARBONATE
** Accessories: see page 164*

Spot

LS.NN.120.OTA.FI

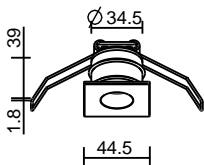


N° LED	W	Lm ca				R / V / B		
01 01	1,2 4,2	110 -	350mA 350mA	IP40 IP40	DIFFUSE - 7° -25° -40° DIFFUSE - 40°	 - RGBW	- RGBW	2700K 3000K 4000K - - -

Ceiling recessed Led light body in aluminum. 11mm backward light source.
It is provided with 25cm bipolar cable for the electrical connection.
Indoor installation on any rigid surface.
Fixing with torsion springs on 36mm diameter compartment, 50mm depth.
FINISH: SILVER GREY ANODIZED ALUMINUM - OTHER COLORS ON REQUEST
SCREEN: OPAL / TRANSPARENT POLYCARBONATE

Spot

LS.NN.121.OTA.FI

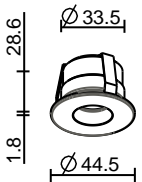


N° LED	W	Lm ca				R / V / B		
01 01	1,2 4,2	110 -	350mA 350mA	IP40 IP40	DIFFUSE - 7° -25° -40° DIFFUSE - 40°	 - RGBW	- RGBW	2700K 3000K 4000K - - -

Ceiling recessed Led light body in aluminum. 11mm backward light source.
It is provided with 25cm bipolar cable for the electrical connection.
Indoor installation on any rigid surface.
Fixing with torsion springs on 36mm diameter compartment, 50mm depth.
FINISH: SILVER GREY ANODIZED ALUMINUM - OTHER COLORS ON REQUEST
SCREEN: OPAL / TRANSPARENT POLYCARBONATE

Spot

LS.NN.122.OTA.FI



N° LED	W	Lm ca				R / V / B		
01 01	1,2 4,2	110 -	350mA 350mA	IP40 IP40	DIFFUSE - 7° -25° -40° DIFFUSE - 40°	 - RGBW	- RGBW	2700K 3000K 4000K - - -

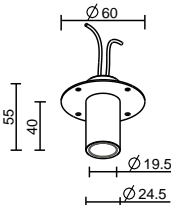
Ceiling recessed Led light body in aluminum. 11mm backward light source.
It is provided with 25cm bipolar cable for the electrical connection.
Indoor installation on any rigid surface.
Fixing with torsion springs on 36mm diameter compartment, 35mm depth.
FINISH: SILVER GREY ANODIZED ALUMINUM - OTHER COLORS ON REQUEST
SCREEN: OPAL / TRANSPARENT POLYCARBONATE



Photo ©Brillamenti© Officina della Luce

Spot

LS.NN.130.OTA.FI

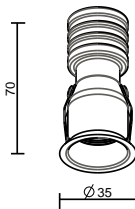


N° LED	W	Lm ca				R / V / B		
01	1,2	110	350mA	IP40	DIFFUSE -7° -25° -40°	-	-	2700K 3000K 4000K

Recessed and hidden Led light body in aluminum.
Indoor installation on any rigid material with 40mm thickness. Assembly: the light body must be inserted from the side opposite the visible part of the compartment support, fixing with two screws not supplied by us.
FINISH: ANODIZED ALUMINUM - ON REQUEST OTHER MATERIALS / FINISHES FOR VISIBLE PART
SCREEN: TRANSPARENT POLYCARBONATE

Spot

LS.NN.150.OTA.FI

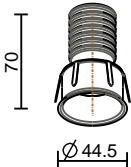


N° LED	W	Lm ca				R / V / B		
01	1,2	110	350mA	IP40	7° -25° -40°		-	2700K 3000K 4000K
03	3,6	330	350mA	IP40	7° -25° -40°	-	-	2700K 3000K 4000K

Recessed flush with the ceiling, aluminum Led light body. 12mm backward light source.
It is provided with 25cm bipolar cable for the electrical connection. Indoor installation: on wood with Ø 30mm hole, on drywall with formwork, on other materials difficult-to-machine with reference ring to be glued.
Pressure assembly, depth in size 80mm.
FINISH: SILVER GREY ANODIZED - OTHER COLORS ON REQUEST
SCREEN: TRANSPARENT POLYCARBONATE
** Accessories: see page 164*

Spot

LS.NN.160.OTA.FI

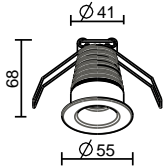


N° LED	W	Lm ca				R / V / B		
01	1,2	110	350mA	IP40	7° -25° -40°		-	2700K 3000K 4000K
03	3,6	330	350mA	IP40	7° -25° -40°	-	-	2700K 3000K 4000K
01	4,2	= 31, = 208, = 18, = 98	350mA	IP40	40°	-	RGBW	- - -

Recessed flush with the ceiling aluminum Led light body.
It is provided with 25cm bipolar cable for the electrical connection, for RGB model it is provided with 25cm of 8 poles cable for the connection to the pilot module.
Indoor installation: on wood with Ø43mm hole, on drywall with 13mm thickness or on masonry with specific formworks, useful depth 90mm.
Pressure assembly.
FINISH: SILVER GREY ANODIZED ALUMINUM - OTHER COLORS / MATERIALS ON REQUEST
SCREEN: TRANSPARENT POLYCARBONATE
** Accessories: see page 164*

Spot

LS.NN.170.OTA.FI



N° LED	W	Lm ca				R / V / B		
03	3,6	330	350mA	IP40	7° -25° -40°		-	2700K 3000K 4000K
01	4,2	-	350mA	IP40	40°	-	RGBW	- - -

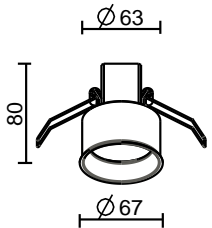
Ceiling recessed Led light body in aluminum, 14mm backward light source.
It is provided with 25cm cable for the electrical connection.
Indoor installation on any rigid surface, fixing by torsion springs.
FINISH: SILVER GREY ANODIZED ALUMINUM - OTHER COLORS ON REQUEST
SCREEN: TRANSPARENT POLYCARBONATE



Photo ©Manrico Dell'Agnola

Spot

LS.NN.180.OTA.FI

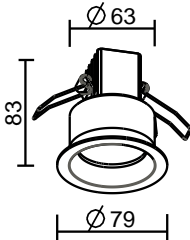


N° LED	W	Lm ca				R / V / B		
01	9	1060	500mA	IP40	20° - 35° - 50°	-	-	2700K 3000K 4000K

Recessed flush with the ceiling aluminum Led light body.
It is provided with 25cm bipolar cable for the electrical connection. Indoor installation: on wood with Ø65mm hole, on drywall with 13mm thickness in suitable formwork, on masonry with Ø80mm hole.
Useful depth: 130mm on masonry, 100mm on drywall and on wood. Assembly with torsion springs.
FINISH: SILVER GREY ANODIZED - WHITE RAL 9016 VARNISHED - OTHER COLORS ON REQUEST
SCREEN: TRANSPARENT POLYCARBONATE
** Accessories: see page 164*

Spot

LS.NN.181.OTA.FI

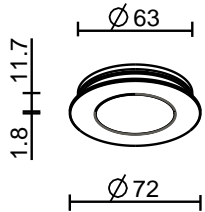


N° LED	W	Lm ca				R / V / B		
01	9	1060	500mA	IP40	DIFFUSE - 20° - 35° - 50°	-	-	2700K 3000K 4000K

Ceiling recessed Led light body in aluminum.
It is provided with 25cm bipolar cable for the electrical connection. Indoor installation with Ø65mm housing hole, on masonry with suitable formwork.
Useful depth 100mm. Assembly with torsion springs.
FINISH: SILVER GREY ANODIZED - WHITE RAL 9016 VARNISHED - OTHER COLORS ON REQUEST
SCREEN: TRANSPARENT POLYCARBONATE
** Accessories: see page 164*

Spot

LS.NN.200.OTA.FI

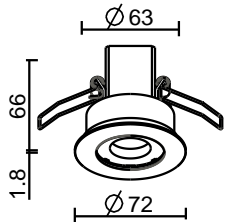


N° LED	W	Lm ca				R / V / B		
03 01	3,6 4,2	330 -	350mA 350mA	IP40 IP40	DIFFUSE DIFFUSE	- -	- RGBW	2700K 3000K 4000K - - -

Recessed on low thickness, Led light body in aluminum.
It is provided with 25cm cable for the electrical connection. Indoor installation on any rigid surface.
Fixing with snap ring on 64mm diameter compartment, depth 15mm.
FINISH: SILVER GREY ANODIZED ALUMINUM - OTHER FINISHES ON REQUEST
SCREEN: OPAL POLYCARBONATE

Spot

LS.NN.240.OTA.FI



N° LED	W	Lm ca				R / V / B		
01	9	1060	500mA	IP40	20° - 35° - 50°	-	-	2700K 3000K 4000K

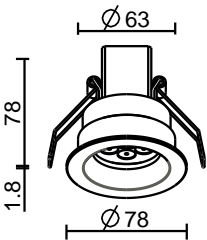
Ceiling recessed Led light body in aluminum.
It is provided with 25cm bipolar cable for the electrical connection.
Indoor installation on any rigid surface.
Fixing with torsion springs on 64mm diameter compartment, depth 75mm.
FINISH: SILVER GREY ANODIZED ALUMINUM - OTHER FINISHES ON REQUEST
SCREEN: TRANSPARENT POLYCARBONATE



Photo ©Manrico Dell'Agnola

Spot

LS.NN.260.OTA.FI

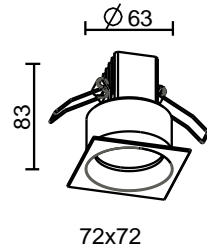


N° LED	W	Lm ca				R / V / B		
01	9	1060	500mA	IP40	20° - 35° - 50°	-	-	2700K 3000K 4000K

Ceiling recessed Led light body in aluminum. 13mm backward light source.
It is provided with 25cm bipolar cable for the electrical connection. Indoor installation on any rigid surface.
Fixing with torsion springs on 65mm diameter compartment, 90mm depth.
FINISH: SILVER GREY ANODIZED ALUMINUM – OTHER FINISHES ON REQUEST
SCREEN: TRANSPARENT POLYCARBONATE
** Accessories: see page 164*

Spot

LS.NN.261.OTA.FI

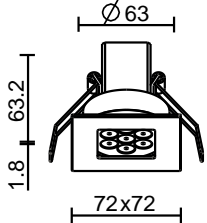


N° LED	W	Lm ca				R / V / B		
01	9	1060	500mA	IP40	20° - 35° - 50°	-	-	2700K 3000K 4000K

Ceiling recessed Led light body in aluminum. 16mm backward light source to improve the visual comfort.
It is provided with 25cm bipolar cable for the electrical connection. Indoor installation, with Ø65mm housing hole, on masonry with suitable formwork. Useful depth: 100mm without formwork, 120mm with formwork.
Assembly with torsion springs.
FINISH: SILVER GREY ANODIZED - WHITE RAL 9016 VARNISHED - OTHER COLORS ON REQUEST
SCREEN: OPAL / TRANSPARENT POLYCARBONATE
** Accessories: see page 164*

Spot

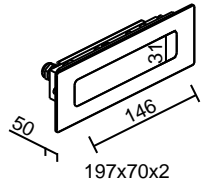
LS.NN.281.OTA.FI



N° LED	W	Lm ca				R / V / B		
07	8,4	800	350mA	IP40	DIFFUSE - 7° - 25° - 40°	-	-	2700K 3000K 4000K





Recessed flush with the ceiling Led light body in aluminum. Squared emission hole.
It is provided with 25cm bipolar cable for the electrical connection. Indoor installation: 1) with Ø 65mm hole directly on drywall; 2) on drywall 13mm depth, with suitable formwork flush with the ceiling, the spotlight is recessed; 3) on masonry with suitable formwork. Useful depth 110mm. Assembly with torsion springs.
FINISH: SILVER GREY ANODIZED - OTHER COLORS ON REQUEST
SCREEN: TRANSPARENT POLYCARBONATE
** Accessories: see page 164*

thun



Thun

TH.NN.000.OTA.FI

N° LED	W	Lm ca				R / V / B		
12	5	355	24V	IP65	DIFFUSE	-	-	2700K 3000K 4000K

Wall recessed Led light body in aluminum.
It is provided with 25cm bipolar cable for the electrical connection.
Indoor / outdoor installation on any rigid surface with suitable formwork.
Fixing with “spring ball” system without screws in view.
FINISH: HARD ANODIZED ALUMINUM IN DARK GREY COLOR
SCREEN: SANDBLASTED POLYCARBONATE
** Accessories: see page 165*

toxon



Photo ©Manrico Dell'Agnola

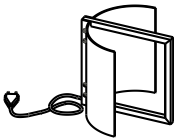


Photo ©Manrico Dell'Agnola

Toxon

TO.NN.000.OTA.FI

N° LED	W	Lm ca				R / V / B		
18	7,3	532	220V	IP40	DIFFUSE	-	-	2700K 3000K 4000K



250x250x250

Table Led lamp in aluminum and methacrylate, indirect light, curve symmetric diffusor. It is provided with 2m cable complete with power supply plug for the electrical connection and switch directly mounted on the power cord. Indoor installation on any rigid surface.
FINISH: WHITE RAL 9016 COLOR THE FRAME, THE SCREEN IS WHITE IN THE REFLECTING PART, THE OUTER PART IS AVAILABLE IN FOUR COLORS: PASTEL TURQUOISE RAL 6034 - VARNISHED GREY RAL 7022 - VARNISHED GOLD - WHITE WITHOUT VARNISHING - OTHER COLORS ON REQUEST

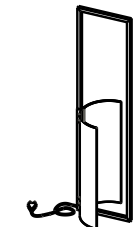





trolley



Photo ©Manrico Dell'Agnola

Trolley

TR.NN.000.OTA.FI

 250x1000x250	N° LED	W	Lm ca				R / V / B		
	84	17	1240	220V	IP40	DIFFUSE	-	-	2700K 3000K 4000K

Floor Led lamp in aluminum and methacrylate, indirect light, symmetrical diffusor.
It is provided with 1,4m cable complete with power supply plug for the electrical connection.
The on/off switch and dimmer are carried out with a touch button placed on the line of the light in the upper part of the diffusor.
Indoor floor installation on any plane surface.
FINISH: WHITE RAL 9016 COLOR THE FRAME, THE SCREEN IS WHITE IN THE REFLECTING PART, THE OUTER PART IS AVAILABLE IN FOUR COLORS: PASTEL TURQUOISE RAL 6034 - VARNISHED GREY RAL 7022 - VARNISHED GOLD - WHITE WITHOUT VARNISHING - OTHER COLORS ON REQUEST

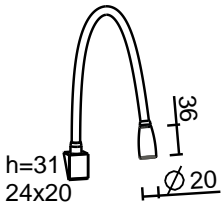
tulip



Photo ©Brillamenti© Officina della Luce

Tulip

TM.NN.000.OTA.FI

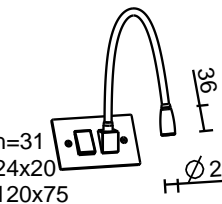


N° LED	W	Lm ca				R / V / B		
01	1,2	110	350mA	IP40	25°	-	-	2700K 3000K 4000K

Stainless steel Led light body on a flexible stem, wall mounted.
It is provided with 25cm bipolar cable for the electrical connection.
Indoor installation on any rigid surface.
Fixing by stainless steel inclined block and two crews M4 not in view (not supplied by us) suitable for the support.
FINISH: RIGID PARTS IN STAINLESS STEEL, FLEXIBLE PART IN SATIN NICKEL
SCREEN: TRANSPARENT POLYCARBONATE
** Possibility to switch on / off in touch mode*

Tulip

TM.NN.010.OTA.FI

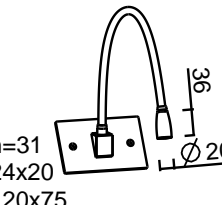


N° LED	W	Lm ca				R / V / B		
01	1,2	110	350mA	IP40	25°	-	-	2700K 3000K 4000K

Stainless steel Led light body on a flexible stem, wall mounted
It is provided with 25cm bipolar cable for the electrical connection.
120mmx75mm stainless steel rectangular fixing element with provided touch switch.
Indoor instalation on any rigid surface or on three modules recessed flush mounting box with distance between the screw holes 83,5mm. Fixing by two visible screws not supplied by us.
FINISH: RIGID PARTS IN STAINLESS STEEL, FLEXIBLE PART IN SATIN NICKEL
SCREEN: TRANSPARENT POLYCARBONATE

Tulip

TM.NN.020.OTA.FI

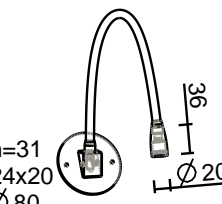


N° LED	W	Lm ca				R / V / B		
01	1,2	110	350mA	IP40	25°	-	-	2700K 3000K 4000K

Stainless steel Led light body on a flexible stem, wall mounted
It is provided with 25cm bipolar cable for the electrical connection.
Indoor instalation on any rigid surface or on three modules recessed flush mounting box with distance between the screw holes 83,5mm. Fixing by two visible screws suitable for the support, not supplied by us.
FINISH: RIGID PARTS IN STAINLESS STEEL, FLEXIBLE PART IN SATIN NICKEL
SCREEN: TRANSPARENT POLYCARBONATE

Tulip

TM.NN.030.OTA.FI

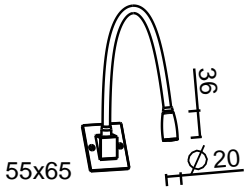


N° LED	W	Lm ca				R / V / B		
01	1,2	110	350mA	IP40	25°	-	-	2700K 3000K 4000K

Stainless steel Led light body on a flexible stem, wall mounted
It is provided with 25cm bipolar cable for the electrical connection.
Indoor installation on any rigid surface or on one/two modules recessed flush mounting box with distance between the holes 60mm. Fixing by two visible screws suitable for the support, not supplied by us.
FINISH: RIGID PARTS IN STAINLESS STEEL, FLEXIBLE PART IN SATIN NICKEL
SCREEN: TRANSPARENT POLYCARBONATE



Photo ©Manrico Dell'Agnola

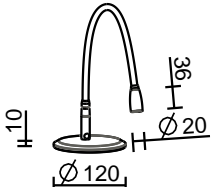


Tulip

TM.NN.035.OTA.FI

N° LED	W	Lm ca				R / V / B		
01	1,2	110	350mA	IP40	25°	-	-	2700K 3000K 4000K

Stainless steel Led light body on a flexible stem, wall mounted
It is provided with 25cm bipolar cable for the electrical connection.
Indoor installation on any rigid surface.
Fixing by two visible screws suitable for the support, not supplied by us.
FINISH: RIGID PARTS IN STAINLESS STEEL, FLEXIBLE PART IN SATIN NICKEL
SCREEN: TRANSPARENT POLYCARBONATE



L flex =400mm

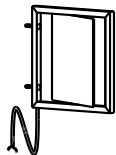
Tulip

TM.NN.040.OTA.FI

N° LED	W	Lm ca				R / V / B		
01	1,2	110	220V	IP40	25°	-	-	2700K 3000K 4000K

Table stainless steel Led light body on a flexible stem.
It is provided with 1,5m di cable complete with switch and power supply plug for the electrical connection.
Indoor countertop installation on any rigid flat surface not sloped.
FINISH: RIGID PARTS IN STAINLESS STEEL, FLEXIBLE PART IN SATIN NICKEL
SCREEN: TRANSPARENT POLYCARBONATE

turn



250x250x220

Photo ©Manrico Dell'Agnola

Turn

TU.NN.000.OTA.FI

N° LED	W	Lm ca				R / V / B		
18	7,3	532	24V	IP40	DIFFUSE	-	-	2700K 3000K 4000K

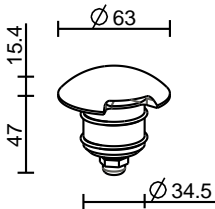
On-wall Led lamp in aluminum and methacrylate, indirect light, directable diffusor.
It is provided with 1m cable for the electrical connection by power supply.
Indoor wall lamp installation with two screws suitable to the support, not supplied by us.
FINISH: WHITE RAL 9016 COLOR THE FRAME, THE SCREEN IS WHITE IN THE REFLECTING PART, THE OUTER PART IS AVAILABLE IN
FOUR COLORS: PASTEL TURQUOISE RAL 6034 - VARNISHED GREY RAL 7022 - VARNISHED GOLD - WHITE WITHOUT VARNISHING -
OTHER COLORS ON REQUEST



Photo ©Manrico Dell'Agnola

Ufo Mini

UF.NN.000.OTA.FI

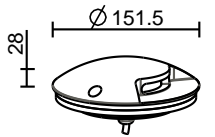


N° LED	W	Lm ca				R / V / B		
01	1,2	110	350mA	IP65	DIFFUSE	-	-	2700K 3000K 4000K

Recessed floor Led light body in hard anodized aluminum, walkway, oblique lighting, single light emission.
It is provided with 50cm neoprene bipolar cable for the electrical connection.
Indoor / outdoor floor installation by suitable formwork.
Pressure fixing by two OR (seals).
FINISH: HARD ANODIZED IN DARK GREY COLOR
SCREEN: OPAL POLYCARBONATE
** Accessories: see page 165*

Ufo

UF.NN.020.OTA.FI

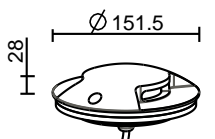


N° LED	W	Lm ca				R / V / B		
02	2,4	220	350mA	IP65	DIFFUSE	-	-	2700K 3000K 4000K

Recessed floor Led light body in aluminum, driveway, oblique lighting, single emission.
It is provided with 50cm neoprene bipolar cable for the electrical connection.
Outdoor floor installation by suitable formwork.
Fixing by two screws, depth dimensions 120mm.
FINISH: HARD ANODIZED IN DARK GREY COLOR
SCREEN: OPAL POLYCARBONATE
** Accessories: see page 165*

Ufo

UF.NN.040.OTA.FI

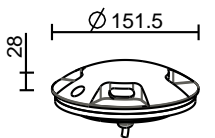


N° LED	W	Lm ca				R / V / B		
04	4,8	440	350mA	IP65	DIFFUSE	-	-	2700K 3000K 4000K

Recessed floor Led light body in aluminum, driveway, oblique lighting, two light points.
It is provided with 50cm neoprene bipolar cable for the electrical connection.
Outdoor floor installation by suitable formwork.
Fixing by two screws, depth dimensions 120mm.
FINISH: HARD ANODIZED IN DARK GREY COLOR
SCREEN: OPAL POLYCARBONATE
** Accessories: see page 165*

Ufo

UF.NN.060.OTA.FI



N° LED	W	Lm ca				R / V / B		
04	4,8	440	350mA	IP65	DIFFUSE	-	-	2700K 3000K 4000K

Recessed floor Led light body in aluminum, driveway, oblique lighting, four light points.
It is provided with 50cm neoprene bipolar cable for the electrical connection.
Outdoor floor installation by suitable formwork.
Fixing by two screws, depth dimensions 120mm.
FINISH: HARD ANODIZED IN DARK GREY COLOR
SCREEN: OPAL POLYCARBONATE
** Accessories: see page 165*







vette



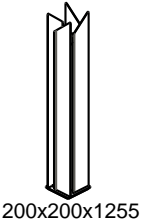
Photo ©Manrico Dell'Agnola

Vette

VT.NN.000.OTA.FI

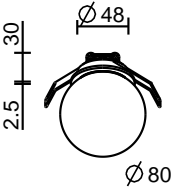
	N° LED	W	Lm ca				R / V / B			
	10	11	1100	350mA	IP65 in the illuminating part	DIFFUSE	-	-	2700K	3000K 4000K

Indoor / outdoor floor Led light body in stainless steel.
Visible shape as shown in the drawing. It is provided with 2 mt bipolar neoprene cable for the electrical connection.
Maximum dimensions: 200mm x 200mm height 1255 mm.
Installation: indoor / outdoor installation on any rigid surface not sloped.
If it is installed in outdoors spaces, it is recommended the ground fixing with four screws, not supplied by us, suitable to the support surface.
FINISH: FAUX CORTEN VARNISHED - CENTRAL AESTHETIC SUPPORT IN STAINLESS STEEL
SCREEN: TRANSPARENT POLYCARBONATE



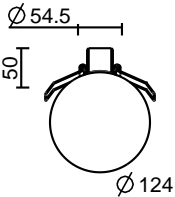
200x200x1255

Photo © Manrico Dell'Agnolaa



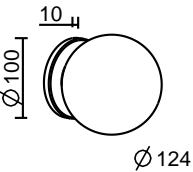
ZBowl Mini										ZB.NN.000.OTA.FI
N° LED	W	Lm ca				R / V / B				
03	3,6	330	350mA	IP20	DIFFUSE	-	-	2700K	3000K	4000K

Wall and ceiling recessed Led light body in aluminum and blown glass.
It is provided with 25cm bipolar cable for the electrical connection.
Indoor installation on any rigid surface.
Fixing with torsion springs on 50mm diameter compartment, 40mm depth.
FINISH: SATINIZED MILK WHITE GLASS
DIFFUSOR: WHITE OPAL BLOWN GLASS
** Accessories: see page 165*



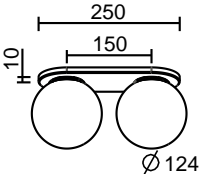
ZBowl										ZB.NN.020.OTA.FI
N° LED	W	Lm ca				R / V / B				
01	9	1060	500mA	IP40	DIFFUSE	-	-	2700K	3000K	4000K

Recessed Led light body in aluminum and blown glass.
It is provided with 25cm bipolar cable for the electrical connection.
Indoor recessed wall / ceiling installation on any rigid surface.
Fixing with torsion springs on 56mm diameter compartment, 60mm depth.
FINISH: SATINIZED MILK WHITE GLASS, THE VISIBLE PARTS AFTER THE INSTALLATION WHITE RAL 9016 VARNISHED
DIFFUSOR: WHITE OPAL BLOWN GLASS
** Accessories: see page 165*



ZBowl										ZB.NN.030.OTA.FI
N° LED	W	Lm ca				R / V / B				
01	6,3	742	350mA	IP40	DIFFUSE	-	-	2700K	3000K	4000K

On-wall / ceiling Led light body.
Support flange in aluminum.
It is provided with 25cm bipolar cable for the electrical connection.
Ceiling / wall installation with two neodymium magnets.
FINISH: SATINIZED MILK WHITE GLASS, THE METALLIC VISIBLE PART WHITE RAL 9016 VARNISHED
DIFFUSOR: WHITE OPAL BLOWN GLASS



ZBowl										ZB.NN.032.OTA.FI
N° LED	W	Lm ca				R / V / B				
02	12,6	1484	350mA	IP40	DIFFUSE	-	-	2700K	3000K	4000K

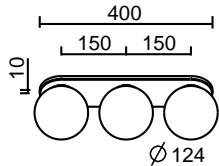
On-wall / ceiling Led light body.
Support flange in aluminum.
It is provided with 25cm bipolar cable for the electrical connection.
Ceiling / wall installation three neodymium magnets.
FINISH: SATINIZED MILK WHITE GLASS, THE METALLIC VISIBLE PART WHITE RAL 9016 VARNISHED
DIFFUSOR: WHITE OPAL BLOWN GLASS



Photo ©Manrico Dell'Agnola

ZBowl

ZB.NN.033.OTA.FI

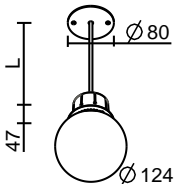


N° LED	W	Lm ca				R / V / B		
03	19	2226	350mA	IP40	DIFFUSE	-	-	2700K 3000K 4000K

On-wall / ceiling Led light body.
Support flange in aluminum.
It is provided with 25cm bipolar cable for the electrical connection.
Ceiling / wall installation three neodymium magnets.
FINISH: SATINIZED MILK WHITE GLASS, THE METALLIC VISIBLE PART WHITE RAL 9016 VARNISHED
DIFFUSOR: WHITE OPAL BLOWN GLASS

ZBowl

ZB.NN.040.OTA.FI

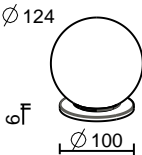


N° LED	W	Lm ca				R / V / B		
01	9	1060	500mA	IP40	DIFFUSE	-	-	2700K 3000K 4000K

Ceiling hanging Led light body in aluminum and blown glass.
It is provided with 1,5m bipolar cable in fabric, available colors: black, red or streaked grey, for the electrical connection.
Indoor ceiling installation on any rigid surface by rosette.
Fixing with two screws, not supplied by us, suitable for the support.
FINISH: SATINIZED MILK WHITE GLASS, THE VISIBLE PARTS WHITE RAL 9016 VARNISHED
DIFFUSOR: WHITE OPAL BLOWN GLASS
** Accessories: see page 165*

ZBowl

ZB.NN.060.OTA.FI



N° LED	W	Lm ca				R / V / B		
01	6,3	742	220V	IP40	DIFFUSE	-	-	2700K 3000K 4000K

Table Led light body in aluminum and blown glass with aluminum base, size Ø100mm, thickness 6mm.
It is provided with 2m cable complete with switch and power supply plug (European type) for the electrical connection.
Indoor installation on any rigid plane surface not sloped.
FINISH: SATINIZED MILK WHITE GLASS, THE METALLIC VISIBLE PART WHITE RAL 9016 VARNISHED
DIFFUSOR: WHITE OPAL BLOWN GLASS

zcandle



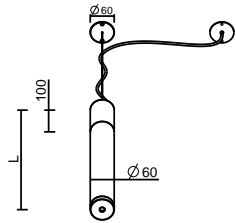
Photo ©Stefano Carella



Photo ©Stefano Carella

ZCandle

ZCA.NNN.CO.A.TO.FS

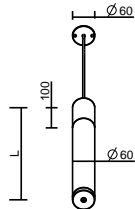


N° LED	W	Lm ca				R / V / B		
480	40	2700	24V	IP20	DIFFUSE	-	-	2700K 3000K 4000K

Ceiling hanging Led light body in aluminum and methacrylate.
It is provided with: 2m cable covered in fabric (available colors: black or red) for the connection to the power grid 24V, steel cable for the suspension. Indoor installation on any rigid surface.
Assembly with two rosettes, fixing with four visible screws suitable to the support, not supplied by us.
Maximum length of the lamp 2000mm.
FINISH: METALLIC PARTS BLACK VARNISHED - OTHER COLORS / FINISHES ON REQUEST
SCREEN: WHITE OPAL METHACRYLATE

ZCandle

ZCS.NNN.CO.A.TO.FS



N° LED	W	Lm ca				R / V / B		
480	40	2700	24V	IP20	DIFFUSE	-	-	2700K 3000K 4000K

Ceiling hanging Led light body in aluminum and methacrylate.
It is provided with 2m “transparent” cable for the connection to the power grid 24V with inside a steel cable for the suspension.
Indoor installation on any rigid surface.
Assembly with rosette, fixing with two visible screws suitable to the support, not supplied by us.
Maximum length of the lamp 2000mm.
FINISH: METALLIC PARTS BLACK VARNISHED - OTHER COLORS / FINISHES ON REQUEST
SCREEN: WHITE OPAL METHACRYLATE

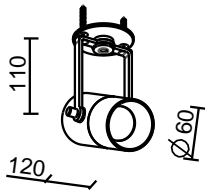
zpro



Photo ©Manrico Dell'Agnola

ZPro

ZP.NN.000.OTA.FI

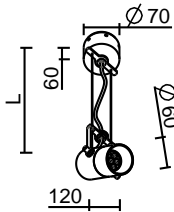


N° LED	W	Lm ca				R / V / B		
01	9	1060	500mA	IP54	DIFFUSE - 20° - 35° - 50°	-	-	2700K 3000K 4000K

Wall / ceiling Led floodlight in aluminum.
It is provided with 25cm cable for the electrical connection.
Indoor installation with rosette.
Fixing by two screws suitable to the support not supplied by us.
FINISH: WHITE RAL 9016 VARNISHED, OTHER COLORS ON REQUEST
SCREEN: TRANSPARENT POLYCARBONATE

ZPro

ZP.NN.020.OTA.FI

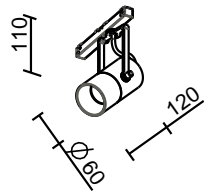


N° LED	W	Lm ca				R / V / B		
07 01	8,5 9	770 1060	350mA 500mA	IP54 IP54	7° - 25° - 40° 20° - 35° - 50°	- -	- -	2700K 3000K 4000K 2700K 3000K 4000K

Hanging Led floodlight in aluminum.
It is provided with 2,5 m cable covered by colored fabric (black, red) for the electrical connection.
Indoor installation with two steel cables on a specific rotating rosette.
Fixing by two screws suitable to the support not supplied by us.
FINISH: WHITE RAL 9016 VARNISHED - OTHER COLORS ON REQUEST
SCREEN: TRANSPARENT POLYCARBONATE

ZPro

ZP.NN.040.OTA.FI



N° LED	W	Lm ca				R / V / B		
07	9	1060	48V	IP20	20° - 35° - 50°	-	-	2700K 3000K 4000K

Aluminum Led floodlight for the installation on electrified bar.
It is provided complete with suitable adapter, equipped with converter, for the connection to the electrified track.
The connection system of the ZPro floodlight must be inserted in some models of electrified tracks company "Stucchi"
or in other types identical for the schape characteristics and for the electric power supply.
FINISH: BLACK / WHITE RAL 9016 VARNISHED - OTHER COLORS ON REQUEST
SCREEN: TRANSPARENT POLYCARBONATE

zspy



Photo ©Manrico Dell'Agnola


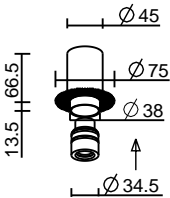


Photo ©Brillamenti© Officina della Luce

ZSpy

ZS.NN.000.OTA.FI

N° LED	W	Lm ca				R / V / B		
03	3,6	360	350mA	IP20	40°	-	-	2700K 3000K 4000K

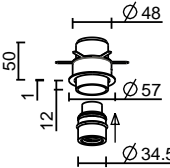


Flush with the ceiling aluminum Led light body.
Projection of the variable light angle by adjusting the Led light body depth inside the formwork.
It is provided with 25cm bipolar cable for the electrical connection
Indoor installation with suitable formwork fixed by screws not supplied by us, on a wood or on a drywall with 13mm thickness.
Assembly of the lighting body with Led source by light pressure.
FINISH: BLACK ANODIZED
SCREEN: TRANSPARENT POLYCARBONATE

ZSpy

ZS.NN.020.OTA.FI

N° LED	W	Lm ca				R / V / B		
03	3,6	360	350mA	IP20	40°	-	-	2700K 3000K 4000K



Ceiling and hidden aluminum Led light body.
Projection of the variable light angle by adjusting the Led light body depth inside the casing.
It is provided with 25cm bipolar cable for the electrical connection.
Indoor installation on any rigid surface, diameter compartment 50mm, depth 60mm.
Pressure assembly with spring.
FINISH: BLACK / GREY ANODIZED
SCREEN: TRANSPARENT POLYCARBONATE

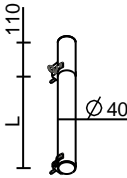
zword

Photo ©Marico Dell'Agnola

ZWord

ZWA.NNN.CO.A.TO.FS

N° LED	W/mt	Lm/mt				R / V / B		
140	15	1800	24Vdc	IP20	DIFFUSE	-	-	2700K 3000K 4000K

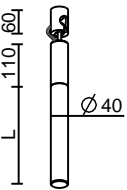


On-wall Led light body in aluminum and polycarbonate.
It is provided with 50cm cable covered by colored fabric, available color: black or red, for the electrical connection.
Maximum length 2000mm (longer lengths on request).
Indoor installation on any rigid flat surface.
Assembly by screwing two suitable brackets on the load-bearing support.
The screws are not supplied by us and must be countersunk with a maximum diameter of 5mm.
FINISH: METAL PART SILVER GREY OR BLACK ANODIZED ALUMINUM - OTHER COLORS / FINISHES ON REQUEST
TUBULAR DIFFUSER: OPAL WHITE



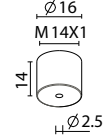
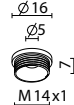
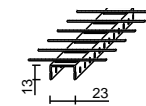

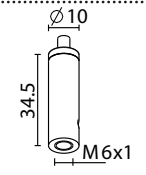
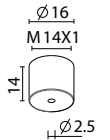
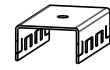

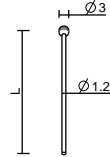
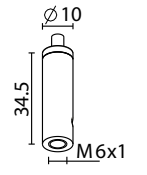

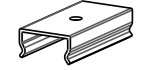

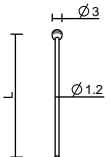

ZWord

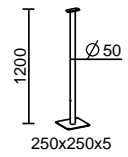
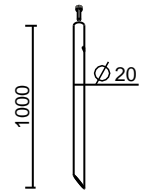
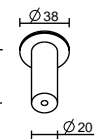
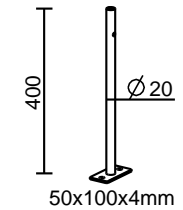
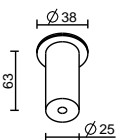
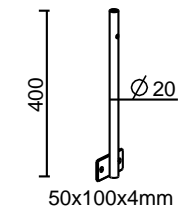
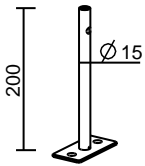
ZWS.NNN.CO.A.TO.FS

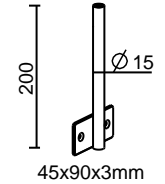
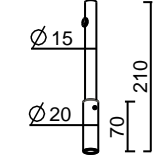
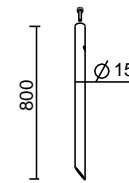
N° LED	W/mt	Lm/mt				R / V / B		
140	15	1800	24Vdc	IP20	DIFFUSE	-	-	2700K 3000K 4000K



Ceiling hanging Led light body in aluminum and polycarbonate.
It is provided with 50cm cable covered by colored fabric, available color: black or red, for the electrical connection.
Maximum length 2000mm (longer lengths on request).
Indoor installation on any rigid surface.
Hanging assembly with rigid support and bracket.
Bracket must to be fixed on the ceiling with a countersunk screw with maximum diameter 5mm, not supplied by us.
FINISH: METAL PART SILVER GREY OR BLACK ANODIZED ALUMINUM - OTHER COLORS / FINISHES ON REQUEST
TUBULAR DIFFUSER: OPAL WHITE


<div>Angolo</div> <div>AN.NN.000.OTA.FI</div> <div></div> <div>50x37x65</div> <div>Bracket ST.050.037</div> <div>Stainless steel bracket.</div> <div>Maximum dimensions: 50x37x65mm.</div>	<div>BRC.NNN.CO.A.TO.FS</div> <div>BA1.NNN.CO.A.TO.FS</div> <div>BA5.NNN.CO.A.TO.FS</div> <div>BA8.NNN.CO.A.TO.FS</div> <div></div> <div>31x31x15</div> <div>Bracket ST.031.031</div> <div>Stainless steel bracket.</div> <div>Maximum dimensions: 31 x 31 x 15mm.</div>	<div></div> <div>Cylindric finial 95227</div> <div>For suspension.</div> <div>Brass cylindric finial.</div> <div>Maximum dimensions: Ø16 x 14 mm.</div> <div>Available finishes: polish nickel.</div>	<div>BSC.NNN.CO.A.TO.FS</div> <div></div> <div>Connection plate 4641-M</div> <div>For suspension.</div> <div>Connection brass plate.</div> <div>Maximum dimensions: Ø16 x 7mm.</div> <div>Available finishes: polish nickel.</div>
<div>Barra</div> <div>BT1.NN.CO.A.TO.FS</div> <div></div> <div>Formwork CF.013.023</div> <div>Galvanized steel formwork for drywall.</div> <div>Recess dimensions: 23 mm..</div>	<div></div> <div>31x14x15</div> <div>Bracket ST.031.014</div> <div>Stainless steel bracket.</div> <div>Maximum dimensions: 31 x 14 x 15mm.</div>	<div></div> <div>Gripper 96339</div> <div>For suspension.</div> <div>Automatic adjustable wire brass gripper with side hole exit.</div> <div>Maximum dimensions: Ø10 x 34,5 mm.</div> <div>Available finishes: polish nickel.</div>	<div></div> <div>Cylindric finial 95227</div> <div>For suspension.</div> <div>Brass cylindric finial.</div> <div>Maximum dimensions: Ø16 x 14 mm.</div> <div>Available finishes: polish nickel.</div>
<div></div> <div>20x12x40</div> <div>Clip GR.020.012</div> <div>Steel galvanized clip.</div> <div>Maximum dimensions: 21 x 12 x 40mm.</div>	<div></div> <div>13x3x40</div> <div>Clip GR.013.003</div> <div>Anodized aluminum clip for hidden fixing.</div> <div>Maximum dimensions: 13 x 3 x 40mm.</div>	<div></div> <div>Cable 96339</div> <div>For suspension.</div> <div>Steel cable.</div> <div>Maximum dimensions: Ø1,2 x 5000mm.</div>	<div></div> <div>Gripper 96339</div> <div>For suspension.</div> <div>Automatic adjustable wire brass gripper with side hole exit.</div> <div>Maximum dimensions: Ø10 x 34,5 mm.</div> <div>Available finishes: polish nickel.</div>
<div></div> <div>31x31x15</div> <div>Bracket ST.031.031</div> <div>Stainless steel bracket.</div> <div>Maximum dimensions: 31 x 31 x 15mm.</div>	<div>BA2.NNN.CO.A.TO.FS</div> <div>BA4.NNN.CO.A.TO.FS</div> <div></div> <div>19x10x40</div> <div>Clip GR.019.010</div> <div>Anodized aluminum clip for hidden fixing.</div> <div>Maximum dimensions: 19 x10 x 40mm.</div> <div>Clip length on request.</div>	<div>BA9.NNN.CO.A.TO.FS</div> <div></div> <div>16.7x20x7.4</div> <div>Clip 987004</div> <div>Metal clips for the fixing.</div> <div>Maximum dimensions: 16,7 x 20 x 7,4mm.</div>	<div></div> <div>Cable 96339</div> <div>For suspension.</div> <div>Steel cable.</div> <div>Maximum dimensions: Ø1,2 x 5000mm.</div>
<div></div> <div>31x14x15</div> <div>Bracket ST.031.014</div> <div>Stainless steel bracket.</div> <div>Maximum dimensions: 31 x 14 x 15mm.</div>	<div>Connection plate 4641-M</div> <div>For suspension.</div> <div>Connection brass plate.</div> <div>Maximum dimensions: Ø16 x 7mm.</div> <div>Available finishes: polish nickel.</div>		

<div>Castello</div> <div>CS.NN.000.OTA.FI</div> <div>CS.NN.001.OTA.FI</div> <div></div> <div>Support SP.250.250</div> <div>Steel support black varnished - on request RAL.</div> <div>Maximum dimensions: 250 x 250 x 1200mm.</div>	<div>Cubetto</div> <div>CU.NN.020.OTA.FI</div> <div></div> <div>Stake PI.020.1000</div> <div>Stainless steel stake - black varnished- other colors on request.</div> <div>Use: to be embedded in the soil.</div> <div>Maximum dimensions: Ø20 X 1000 mm.</div>
<div>Cilindretto Mini</div> <div>CI.NN.040.OTA.FI</div> <div></div> <div>Rosette RS.063.020</div> <div>Aluminum rosette white RAL 9016 varnished, other colors or materials on request.</div> <div>Maximum dimensions: Ø20 x 63 x 38mm.</div>	<div></div> <div>Support SP.O50.100</div> <div>Stainless steel support - black varnished - other colors on request.</div> <div>Use: for horizontal fixing.</div> <div>Maximum dimensions: Ø20 x 400 mm.</div>
<div></div> <div>Rosette RS.063.025</div> <div>Aluminum rosette white RAL 9016 varnished, other colors or materials on request.</div> <div>Maximum dimensions: Ø25 x 63 x 38mm.</div>	<div></div> <div>Support SP.V50.100</div> <div>Stainless steel support - black varnished - other colors on request.</div> <div>Use: for vertical fixing.</div> <div>Maximum dimensions: Ø20 X 400 mm.</div>
	<div>Support SP.045.050</div> <div>Useful support for facilitate the electrical connection, finish: black / grey anodized - other colors on request.</div> <div>Maximum dimensions: Ø45 X 400 mm.</div>
	<div></div> <div>45x90x3mm</div> <div>Support SP.O45.090</div> <div>Stainless steel support - black varnished - other colors on request.</div> <div>Use: for horizontal fixing.</div> <div>Maximum dimensions: Ø15 x 200 mm.</div>

<div></div> <div>45x90x3mm</div> <div>Support SP.V45.090</div> <div>Stainless steel support - black varnished - other colors on request.</div> <div>Use: for vertical fixing.</div> <div>Maximum dimenions: Ø15 X 200 mm.</div>	<div></div> <div>Support SP.015.210</div> <div>Stainless steel support for recessed wall.</div> <div>Maximum dimensions: Ø15 X 210 mm.</div>	<div></div> <div>800</div> <div>Stake PI.015.800</div> <div>Stainless steel stake- black varnished - other colors on request.</div> <div>Use: to be embedded in the soil.</div> <div>Maximum dimensions: Ø15 X 800 mm.</div>
--	---	---


Duomo

DU.NN.020.OTA.FI
DU.NN.021.OTA.FI




Ø15x9.5mm

Bushing BC.015.010
Aluminum friction bushing.
Fixing with n°1 hex screw m5 x 10mm supplied by us.
Finish: black / grey anodized - other colors on request.
Maximum dimensions: Ø15 X 9,5 mm.



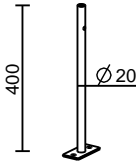
Ø30x30mm

Support SP.030.030
Aluminum support, finish: black / grey anodized - other colors on request.
Maximum dimensions: Ø30 x 30 mm.



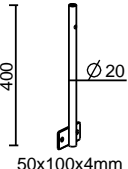
Ø45x50mm

Support SP.045.050
Useful support for facilitate the electrical conection, finish: black / grey anodized - other colors on request.
Maximum dimensions: Ø45 X 400 mm.



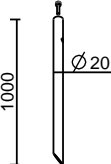
50x100x4mm

Support SP.O50.100
Stainless steel support - black varnished - other colors on request.
Use: for horizontal fixing.
Maximum dimensions: Ø20 x 400 mm.



50x100x4mm


Support SP.V50.100
Stainless steel support - black varnished - other colors on request.
Use: for vertical fixing.
Maximum dimensions: Ø20 X 400 mm.



Ø20


Stake PI.020.1000
Stainless steel stake - black varnished - other colors on request.
Use: to be embedded in the soil.
Maximum dimensions: Ø20 X 1000 mm.

DU.NN.040.OTA.FI




Ø15x9.5mm

Bushing BC.015.010
Aluminum friction bushing.
Fixing with n°1 hex screw m5 x 10mm supplied by us.
Finish: black / grey anodized - other colors on request.
Maximum dimensions: Ø15 X 9,5 mm.



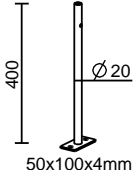
Ø30x30mm

Support SP.030.030
Aluminum support, finish: black / grey anodized - other colors on request.
Maximum dimensions: Ø30 x 30 mm.



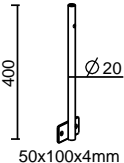
Ø45x50mm

Support SP.045.050
Useful support for facilitate the electrical conection, finish: black / grey anodized - other colors on request.
Maximum dimensions: Ø45 X 400 mm.



50x100x4mm

Support SP.O50.100
Stainless steel support - black varnished - other colors on request.
Use: for horizontal fixing.
Maximum dimensions: Ø20 x 400 mm.




50x100x4mm

Support SP.V50.100
Stainless steel support - black varnished - other colors on request.
Use: for vertical fixing.
Maximum dimensions: Ø20 X 400 mm.

Loto

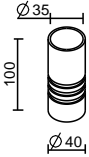
LO.NN.000.OTA.FI



Ø32
100
Ø36

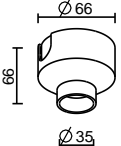
Formwork CF.032.100
Pvc formwork.
Wall / floor installation.
Compartment hole: Ø36mm.
Maximum dimensions: Ø36 x Ø32 x 100 mm.

LO.NN.010.OTA.FI



Ø35
100
Ø40


Formwork CF.035.100
Pvc formwork.
Installation on masonry.
Compartment hole: Ø40mm.
Maximum dimensions: Ø40 x Ø35 x 100 mm.



Ø66
66
Ø35

Formwork CF.035.066
Pvc formwork.
Installation on masonry.
Compartment hole: Ø66mm.
Maximum dimensions: Ø66 x Ø35 x 66 mm.


LO.NN.020.OTA.FI



Ø42
80
Ø50

Formwork CF.042.080
Aluminum formwork.
Floor installation.
Compartment hole: Ø50mm.
Maximum dimensions: Ø50 x Ø42 x 80 mm.

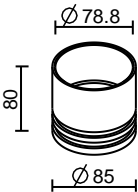
LO.NN.030.OTA.FI



Ø20
80
Ø25

Formwork CF.020.080
Pvc formwork.
Wall / floor installation.
Compartment hole: Ø25mm.
Maximum dimensions: Ø25 x Ø20 x 80 mm.

LO.NN.040.OTA.FI

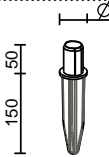


Ø78.8
80
Ø85

Formwork CF.079.080
Pvc formwork.
Floor installation.
Compartment hole: Ø85 mm.
Maximum dimensions: Ø80 x Ø78,8 x 80 mm.

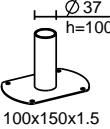
Lucciola

LU.NN.000.OTA.FI



Ø47
50
150

Stake PI.047.200
Nylon stake.
Use: to be embedded in the soil.
Maximum dimensions: Ø47 x 200 mm.

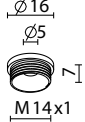


Ø37
h=100
100x150x1.5

Flange FL.100.150
Fixing flange in stainless steel.
Floor installation.
Maximum dimensions: 100 x 150 x 100mm.

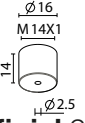
Musuem

MU.NN.010.OTA.FI
MU.NN.030.OTA.FI



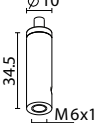
Ø16
5
M14x1
14
Ø2.5
14

Connection plate 4641-M
For suspension. Connection brass plate.
Maximum dimensions: Ø16 x 7mm.
Available finishes: polish nickel.



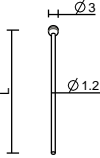
Ø16
M14X1
14
Ø2.5
14

Cylindric finial 95227
For suspension.
Brass cylindric finial.
Maximum dimensions: Ø16 x 14 mm.
Available finishes : polish nickel.



Ø10
34.5
M6x1
Ø10

Gripper 96339
For suspension.
Automatic adjustable wire brass gripper with side hole exit.
Maximum dimensions: Ø10 x 34,5 mm.
Available finishes: polish nickel.

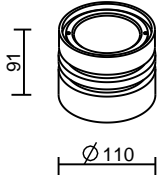


Ø3
1.2
Ø1.2
Ø1.2

Cable 96339
For suspension.
Steel cable.
Maximum dimensions: Ø1,2 x 5000mm.

Regolo

RG.NN.000.OTA.FI

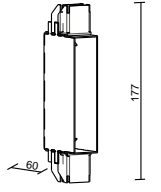


91
Ø110

Formwork CF.091.110
Pvc formwork.
Floor installation.
Compartment hole: Ø110 mm.
Maximum dimensions: Ø110 x 91 mm.

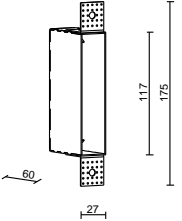
Slot

SL.NN.010.OTA.FI



117
177
27
60

Formwork CF.I27.117
Galvanized steel formwork.
Wall installation.
Maximum dimensions: 117 x 60 x 27 mm.




117
175
27
60

Formwork CFE27.117
Galvanized steel formwork.
Wall installation.
Maximum dimensions: 60 x 27 x 175 mm.

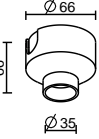
Smile

SM.NN.000.OTA.FI



Ø35
100
Ø40

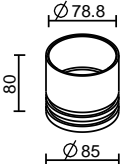
Formwork CF.035.100
Pvc formwork.
Installation on wall / ceiling masonry.
Maximum dimensions: Ø35 x Ø40 x 100 mm.



Ø66
66
Ø35

Formwork CF.035.066
Pvc formwork.
Installation on wall / ceiling masonry.
Maximum dimensions: Ø66 x Ø35 x 66 mm.

SM.NN.040.OTA.FI
SM.NN.060.OTA.FI



Ø78.8
80
Ø85

Formwork CF.079.080
Pvc formwork.
Installation on wall / ceiling masonry.
Compartment hole: Ø85mm.
Maximum dimensions: Ø85 x Ø78,8 x 80 mm.

<div> <div>Spot</div> <div> <div>LS.NN.000.OTA.FI</div> <div>LS.NN.020.OTA.FI</div> </div> <div> </div> <div> <div>Formwork CF.022.070</div> <div> Pvc formwork. Installation on masonry. Compartment hole: Ø40 mm. Maximum dimensions: Ø40 x Ø22 x 70 mm. </div> </div> <div> </div> <div> <div>Formwork CF.022.060</div> <div> Pvc formwork. Installation on masonry. Compartment hole: 25mm. Maximum dimensions: Ø25 x Ø22 x 60 mm. </div> </div> </div>	<div> <div>LS.NN.040.OTA.FI</div> <div>LS.NN.041.OTA.FI</div> <div>LS.NN.060.OTA.FI</div> <div>LS.NN.061.OTA.FI</div> <div>LS.NN.080.OTA.FI</div> <div>LS.NN.100.OTA.FI</div> </div> <div> </div> <div> <div>Formwork CF.035.100</div> <div> Pvc formwork. Installation on wall / ceiling masonry. Maximum dimensions: Ø35 x Ø40 x 100 mm. </div> </div> <div> </div> <div> <div>Formwork CF.035.066</div> <div> Pvc formwork. Installation on wall / ceiling masonry. Maximum dimensions: Ø66 x Ø35 x 66 mm. </div> </div> <div> <div>LS.NN.150.OTA.FI</div> <div> </div> <div> <div>Formwork CF.030.040</div> <div> Aluminum formwork. Installation on a drywall, thickness 13 mm. Fixing with screws. Insertion hole: Ø 40 mm. Maximum dimensions: 120 x 40 x Ø30 mm. </div> </div> <div> </div> <div> <div>Formwork CF.035.015</div> <div> Aluminum formwork. Fixing with glueing. Compartment hole: Ø 35 mm. Maximum dimensions: Ø35 x Ø30 x 15,5 mm. </div> </div> </div>	<div> <div>LS.NN.160.OTA.FI</div> <div> </div> <div> <div>Formwork CF.043.050</div> <div> Aluminum formwork. Installation on a drywall, thickness 13 mm. Fixing with screws. Insertion hole: Ø50 mm. Maximum dimensions: 120 x 50 x Ø42,75 mm. </div> </div> <div> </div> <div> <div>Formwork CF.043.090</div> <div> Pvc and aluminum formwork, bell shape. Installation on masonry. Compartment hole: Ø79 mm. Maximum dimensions: 90 x Ø79 x 42,75 mm. </div> </div> <div> <div>LS.NN.180.OTA.FI</div> <div> </div> <div> <div>Formwork CF.064.073</div> <div> Aluminum formwork. Installation on a drywall, thickness 13 mm. Fixing with screws. Insertion hole: Ø75 mm. Maximum dimensions: 150 x 73 x Ø64 mm. </div> </div> <div> </div> <div> <div>Formwork CF.064.120S</div> <div> Pvc and aluminum formwork, bell shape. Installation on a drywall. Compartment hole: Ø79 mm. Maximum dimensions: 120 x Ø79 x Ø67,5 x Ø64 mm. </div> </div> </div> </div>	<div> <div>LS.NN.181.OTA.FI</div> <div>LS.NN.260.OTA.FI</div> <div>LS.NN.261.OTA.FI</div> </div> <div> </div> <div> <div>Formwork CF.064.120P</div> <div> Pvc and aluminum formwork, bell shape. Installation on masonry. Compartment hole: Ø79 mm. Maximum dimensions: 120 x Ø79 x Ø67,5 x Ø64 mm. </div> </div> <div> <div>LS.NN.281.OTA.FI</div> <div> </div> <div> <div>Formwork CF.Q80.045</div> <div> Formwork in white painted steel, square shape. Installation: flush on drywall or on wood thickness 13 mm. Compartment hole: 80 x 80 mm. Maximum dimensions: 80 x 80 x 45 mm. </div> </div> <div> </div> <div> <div>Formwork CF.064.100</div> <div> Pvc and aluminum formwork, bell shape. Installation on masonry. Compartment hole: Ø79 mm. Maximum dimensions: 100 x Ø79 x Ø66,5 x Ø64 mm. </div> </div> </div>
---	--	--	---

<div> <div>Thun</div> <div>TH.NN.000.OTA.FI</div> </div> <div> </div> <div> <div>Formwork CF.173.080</div> <div> Stainless steel formwork. Installation on masonry. Compartment hole: 173 x 80 x 58 mm. Maximum dimensions: 173 x 80 x 100 mm. </div> </div> <div> </div> <div> <div>Turret TR.200.130</div> <div> Stainless steel support in dark grey color RAL 7024 - other colors on request. Floor installation. Maximum dimensions: 200 x 130 x 164 mm. </div> </div>	<div> <div>Ufo</div> <div>UF.NN.000.OTA.FI</div> </div> <div> </div> <div> <div>Formwork CF.035.100</div> <div> Pvc formwork. Installation on masonry. Compartment hole: Ø40 mm. Maximum dimensions: 100 x Ø40 x Ø35 mm. </div> </div> <div> </div> <div> <div>Formwork CF.035.066</div> <div> Pvc formwork. Installation on masonry. Compartment hole: Ø 66 mm. Maximum dimensions: Ø 35 x Ø 66 x 66 mm. </div> </div> <div> <div>UF.NN.020.OTA.FI</div> <div>UF.NN.040.OTA.FI</div> <div>UF.NN.060.OTA.FI</div> </div> <div> </div> <div> <div>Formwork CF.146.150</div> <div> Pvc formwork. Floor installation. Compartment hole: Ø 150 mm. Maximum dimensions: Ø150 x Ø146 x 120 mm. </div> </div>	<div> <div>ZBowl Mini</div> <div>ZB.NN.000.OTA.FI</div> </div> <div> </div> <div> <div>Formwork CF.050.090</div> <div> Pvc and aluminum formwork, bell shape. Installation on masonry. Compartment hole: Ø 79 mm. Maximum dimensions: 90xØ79xØ55xØ49mm. </div> </div> <div> <div>ZBowl</div> <div>ZB.NN.020.OTA.FI</div> </div> <div> </div> <div> <div>FormworkCF.056.080</div> <div> Pvc and aluminum formwork, bell shape. Installation on masonry. Compartment hole: Ø80mm. Maximum dimensions: Ø79 x Ø59,5 x Ø56 x 80 mm. </div> </div> <div> <div>ZB.NN.040.OTA.FI</div> <div> </div> <div> <div>Rosette ROS.070.055</div> <div> Aluminum rosette white RAL 9016 varnished, other colors on request. Maximum dimensions: Ø70 x 55 mm. </div> </div> </div>
---	--	---

useful information of the Brillamenti® products

The technical information indicated in this catalogue is to be considered indicative. Without notification, Hi.Project s.r.l. reserves the faculty of removing any products of collection and/or modifying any constructive technical components with the aim of improving the product or the production cycle.

Some characteristics of the products can be changed on request.

For any further information relative to the products please contact us by email at the address: info@hiproject.it





Custom-tailored

Also your ideas can become a **Brillamenti** element!
In the “**Lighting Laboratory**”, custom-tailored lamps will be realised and the best lighting solution for your space will be studied.



Ongoing evolution

The **Lighting Laboratory** is constantly at work on new products by **Brillamenti**.

We invite you to stay updated by periodically visiting our website.

www.brillamenti.it















Photo © Albergo Alla Rosa - El Cianton Ristorante



Photo © Albergo Alla Rosa - El Cianton Ristorante







Gardaphoto, 2018 - © Castello del Buonconsiglio, Trento



Gardaphoto, 2018 - © Castello del Buonconsiglio, Trento













Photo ©Manrico Dell'Agnola



Photo ©Manrico Dell'Agnola

Designers 2021/22

Products:

Alessandro Moretto & Enrico Zanella: Bumblebee.

Alessandro Zaffagnini: Isos, Kathè, Toxon, Trolley, Turn.

Emiliano Bonapace: Contrada.

Francesco Mattini & Fabio Dolso: Reanuzza.

Gianfranco Griggio: Mithra.

Giorgio Zaetta: Ginestre, ZBowl, ZCandle, ZSpy, ZPro, ZWord.

Giulio Quadri: Klas.

Lionello Pradegan: Esse.

Maurizio Longo: Cubica, Kaktus, Mite, Vette.

Roberto Cardin: Lanterna Drago, Lanternina.

Roberto Nicoletto: Lubox.

Projects:

Anidride Design: pages 16, 82, 201.

Artigiani Associati: pages 27, 186-187.

Burnazzi Feltrin Architetti, Arch. Paolo Pegoretti: pages 22, 144.

Carlo Samarati: pages 103, 124, 128, 174-175.

Castello del Buonconsiglio: pages 190-191.

Galleria Bianconi Mostra Umberto Bignardi: pages 188-189.

Lai Studio: pages 41, 86, 120, 178-179, 180-181, 194-195.

Lionello Pradegan: pages 20, 43, 58, 61, 84, 97 (building entrance project), 152-153, 184-185.

Maria Teresa Ceola: page 38.

Markus Scherer: page 98.

Maurizio Longo: page 130.

Michelangelo Zanin: page 118.

Mobilificio Artigiani Associati: pages 184-185.

Nicola Chiavarelli: page 24.

Noa* - network of architecture: pages 105, 192-193.

Roberto Cardin: page 26.

Roberto Nicoletto: pages 88-89.

Studio Associato Arch. Francesco Doglioni & Arch. Renata Daminato: pages 176-177.

Studio Rigoni & Bortolaso: pages 132, 200.

Studio Santalucia & Garbellotto Architetti Associati: pages 90-91, 168-169.

Studio 314BCN Arquitectura & Disseny: pages 196-197.

Zaettastudio: pages 156, 198-199.

Photos 2021/22

© *Albergo Alla Rosa - El Cianton Ristorante*

© *Alberto Ferrero*

© *Alpenhotel Hubertus*

© *Brillamenti® Officina della Luce*

© *Claudio Calegari*

© *Dim Sum - Matteo Barro*

© *Ernesto Mereu*

© *Gaetano Caberlotto*

Gardaphoto, 2018 - © Castello del Buonconsiglio, Trento

© *Manrico dell'Agnola*

© *Marco Caselli - Nirmal*

© *Matteo Guidetti*

Maurizio Lai IYO Aalto photo ©Andrea Martiradonna

Maurizio Lai IYO Aalto photo courtesy ©IYO Aalto

© *Palais Mammig Museum*

Photo courtesy ©Studio 314BCN Arquitectura & Disseny

©*Stefano Carella*

© *Tiziano Doria*

BRILLAMENTI ®
is a product trademark
Hi Project S.r.l.

Operational office
Via Mario Luciani, 4/E
32032 Feltre (BL)
Italia

Registered office
Via Leonardo da Vinci, 8
32034 Pedavena (BL)
Italia

Phone: +39 0439 310098

Mail: info@hiproject.it

www.brillamenti.it



www.brillamenti.it